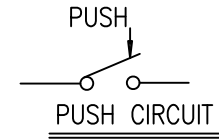
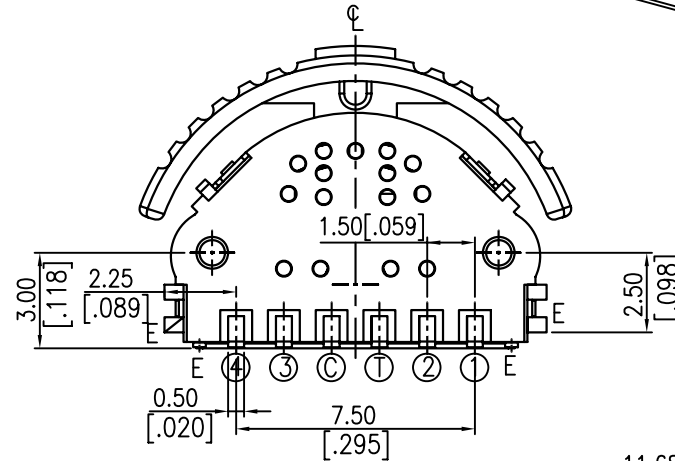
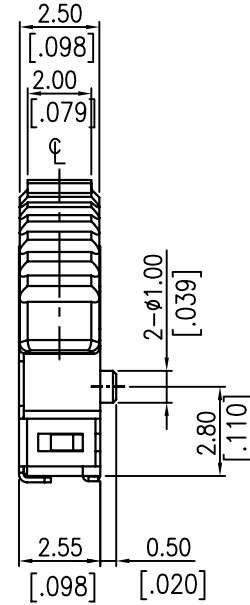
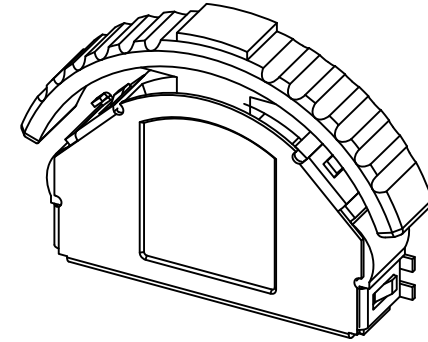


PLS-WP-06-LF
LEADFREE
RoHS Compliant

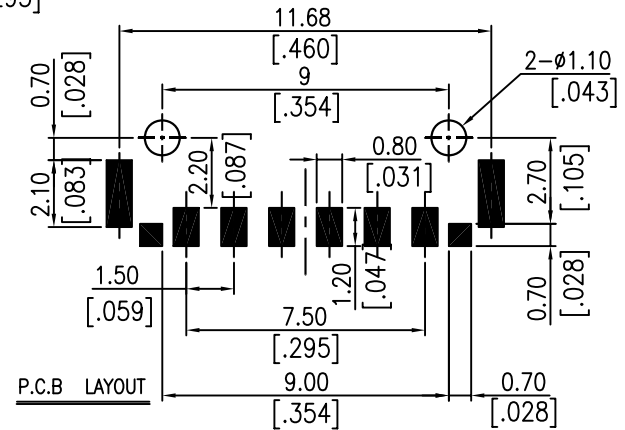
NOTE:
1.ALL DIMENSION ARE IN MILLIMETERS,BRACKETED DIMENSIONS ARE IN INCHES.
2.GENERAL TOLERANCES MAX.±0.20mm.
3.PUSH OF STROKE:0.8mm.



| ANGLE | A | | B | | ANGLE |
|--------------|-----|-------|------|------|-------|
| | 20° | (16°) | (8°) | (8°) | 20° |
| TERMINAL NO. | | | | | |
| ① | ■ | | | | |
| ② | ■ | | | | |
| ③ | | | | | ■ |
| ④ | | | | ■ | |
| Ⓢ | ■ | ■ | ■ | ■ | ■ |

* E : ERTHING TERMINAL
* ■ : ON POSITION

CIRCUIT DIAGRAM



MORETHANALL
CONNECTORS
ASSEMBLIES
煜倫股份有限公司

| | | | | | | | |
|--------------------|--|---------------|--|--|-----------|--|------|
| PART NO. PLS-WP-06 | | CHECKED BY CY | | TOLERANCES ARE .X ± 0.2 .XX ± .XXX ± AWG | | DESCRIP TION: PLJG Assembly (Push Lever SW. Type) | |
| DWG NO. PLS-WP-06 | | DRAWING BY | | | | | |
| FILE NO. | | PROJECTION | | AREA | REVISIONS | HK | DATE |