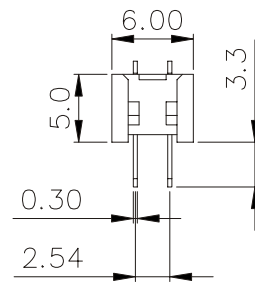
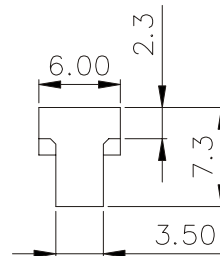
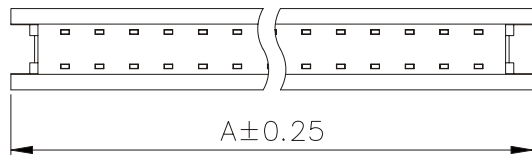
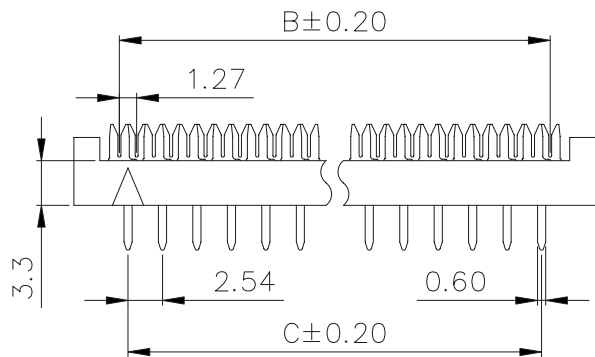
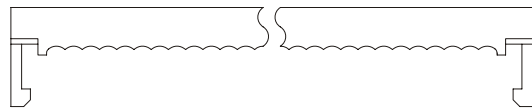
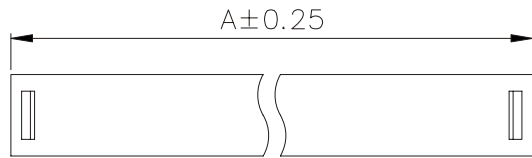
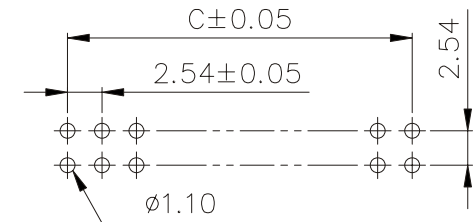


Material:  
 Insulator: PBT+30% Glass Fiber (UL94V-0).  
 Contact: Copper Alloy.  
 Contact Plated: Gold or Tin over Nickel Plated.

Specification:  
 Current Rating: 1 Amp.  
 Withstanding Voltage: AC 500V for 1 Minute.  
 Insulation Resistance: 1000MΩ Min. at DC 500V.  
 Contact Resistance: 15mΩ Max..  
 Operating Temperature: -40°C ~ +105°C.



Pos.	Dim. A	Dim. B	Dim. C
6	13.07	6.35	5.08
8	15.61	8.89	7.62
10	18.15	11.43	10.16
12	20.69	13.97	12.70
14	23.23	16.51	15.24
16	25.77	19.05	17.78
18	28.31	21.59	20.32
20	30.85	24.13	22.86
24	35.93	29.21	27.94
26	38.47	31.75	30.48
30	43.55	36.83	35.56
34	48.63	41.91	40.64
36	51.17	44.45	43.18
40	56.25	49.53	48.26
50	68.95	62.23	60.96
60	81.65	74.93	73.66
64	86.73	80.01	78.74



IP01-C2-xx-LF  
 LEADFREE  
 RoHS Compliant

RECOMMEND P.C. BOARD LAYOUT

**MORETHANALL**  
 CONNECTORS  
 ASSEMBLIES

PART NO. IP01-C2-xx

DWG NO. IP01-C2-xx

CHECKED BY CY

TOLERANCES ARE

DESCRIP TION: 2.54mm Transition IDC Connector

FILE NO.

DRAWING BY

.X ± 0.2  
 .XX ± 0.1  
 .XXX ±  
 AWG

AREA REVISIONS HK DATE

煜倫股份有限公司

UNIT / mm

SCALE 1:1

PROJECTION