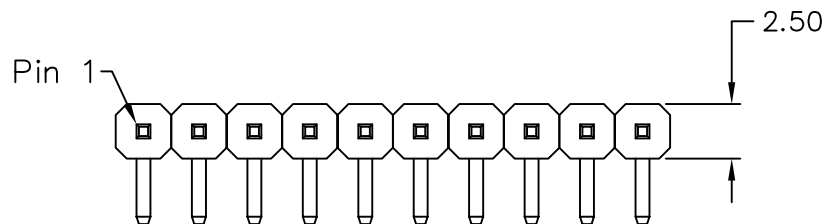


1 2 3 4 5 6 7 8 9 0

J
I
H
G
F
E
D
C
B
A

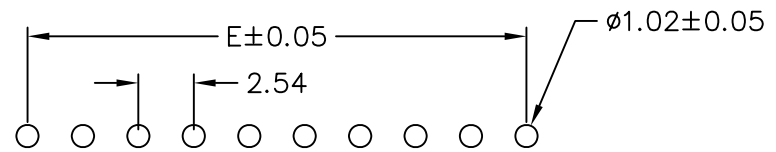
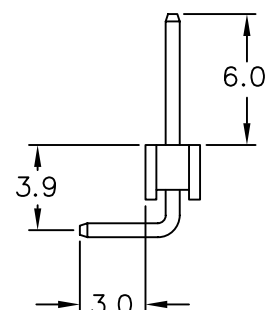
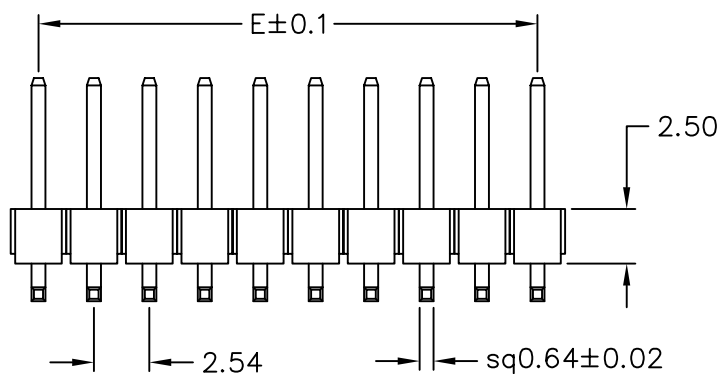


MATERIAL

Insulator : 30% Glass fiber PBT
Contact Pin : Brass

SPECIFICATION

Current Rate : 3 AMP
Insulation Resistance : 5000MΩMin. at DC 500V
Contact Resistance : 20mΩMax. at DC 100mA
Dielectric Voltage : AC 500V for one minute
Operation Temperature : -40°C to + 105°C



Recommended P.C.B Layout

H-RL-1Xxx-LF
LEADFREE

RoHS Compliant

POLES	DIM E	POLES	DIM E
		18	43.18
2	2.54	19	45.72
3	5.08	20	48.26
4	7.62	21	50.80
5	10.16	22	53.34
6	12.70	23	55.88
7	15.24	24	58.42
8	17.78	25	60.96
9	20.32	26	63.50
10	22.86	27	66.04
11	25.40	28	68.58
12	27.94	29	71.12
13	30.48	30	73.66
14	33.02	31	76.20
15	35.56	32	78.74
16	38.10	33	81.28
17	40.64		



PART NO. H-RL-1Xxx

DWG NO. H-RL-1Xxx

APPROVED BY CY

TOLERANCES ARE

DESCRIPTION:

PIN HEADER 2.54*2.54mm
RIGHT ANGLE TYPE, SINGLE ROW

FILE NO.

DRAWING BY

.X ± 0.3
.XX ± 0.2
.XXX
AWG

AREA

REVISIONS

HK

DATE

UNIT / mm

SCALE 1:1

PROJECTION



焯倫股份有限公司