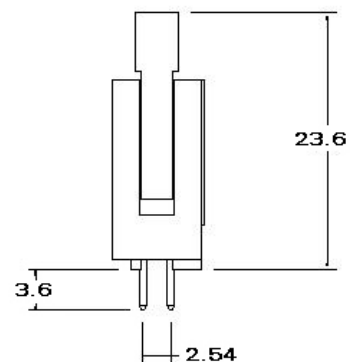
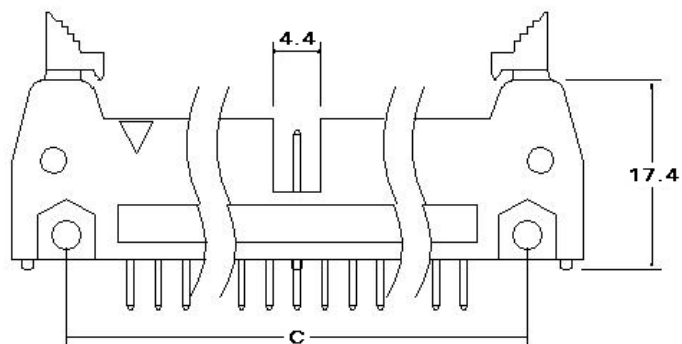


POSITION	A	B	C
10	10.16	32.00	21.84
14	15.24	37.08	26.92
16	17.78	39.62	29.46
20	22.86	44.70	34.54
24	27.94	49.78	39.62
26	30.48	52.32	42.16
30	35.56	57.40	47.24
34	40.64	62.48	52.32
40	48.26	70.10	59.94
50	60.96	82.80	72.64
60	73.66	95.50	85.34
64	78.74	100.58	90.42

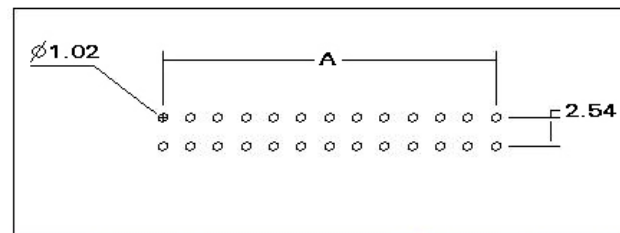


Recommended PCB Layout

L-DS-xx-LF
LEADFREE
RoHS Compliant

SPECIFICATIONS:

Material:
 Insulator: PBT, rated UL94V-0
 Insulator Color: Black
 Contacts: Brass
 Plating:
 Gold Flash over Nickel underplate overall
 Electrical:
 Operating voltage: 250 VAC max
 Current rating: 3 Amp max
 Contact resistance: 20 mohms max
 Insulation resistance: 5,000 Mohms min 500 VDC
 Dielectric withstanding voltage: 1,000 VAC for 1 minute
 Temperature Rating:
 Operating temperature: -55° to +105°



PART NO. **L-DS-xx**

DWG NO. **L-DS-xx**

CHECKED BY CY

TOLERANCES ARE

DESCRIP TION:

FILE NO.

DRAWING BY

.X ± 0.2
.XX ±
.XXX ±
AWG

AREA	REVISIONS	HK	DATE
------	-----------	----	------

煜倫股份有限公司

UNIT / mm SCALE 1:1

PROJECTION