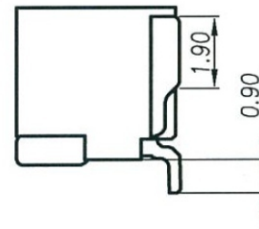
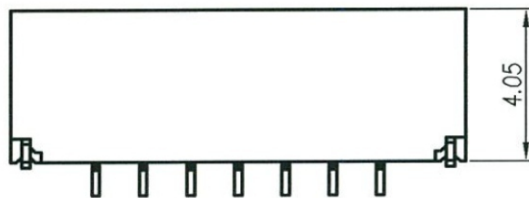
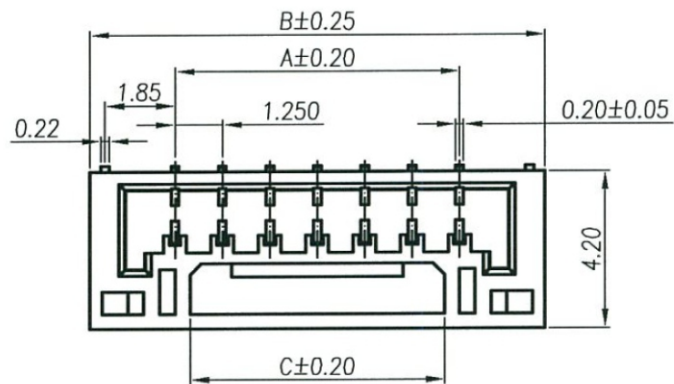


RECOMMENDED P.C.B LAYOUT



Specification

- 1.Current Rating:1A AC/DC
- 2.Voltage Rating:50V AC/DC
- 3.Contact Resistance:30mΩ Max.
- 4.Insulation Resistance:100MΩ Min.
- 5.Withstand Voltage:AC500V/Minute
- 6.Operating Temperature:-25°C~+85°C

Material:

- 1.Housing:Thermoplastic UL94V-0
- 2.Contact Pin:Copper Alloy T=0.20mm
- 3.Tab:Copper Alloy T=0.22mm

Finish:

- 1.Housing:Natural
- 2.Contact Pin:Tin Plated

PIN	DIMENSIONS		
	A	B	C
02	1.25	5.75	2.20
03	2.50	7.00	3.30
04	3.75	8.25	4.55
05	5.00	9.50	4.55
06	6.25	10.75	6.55
07	7.50	12.00	6.55
08	8.75	13.25	6.55
09	10.00	14.50	6.55
10	11.25	15.75	8.55

RoHS Compliant

TOLERANCES ARE

**MORETHANALL**  
PCB CONNECTORS  
Cable ASSEMBLIES

DRAWING BY CY

CHECKED BY GENIUS

UNIT / mm


SCALE 1 : 1

DATE

SIZE A4

PPOJECTION

X, ±  
.X ± 0.30  
.XX ± 0.25  
.XXX ± 0.20  
ANG ±



ORDER INFORMATION

GH-WB-xx-LF  
SERIES | LEADFREE  
02~10WAY  
BOX  
90°SMT

煜倫股份有限公司

www.morethanall.com

DESCRIPTION:1.25MM(.049") RIGHT ANGLE SMT TYPE HEADER