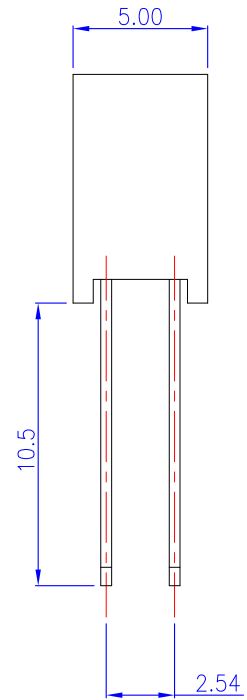
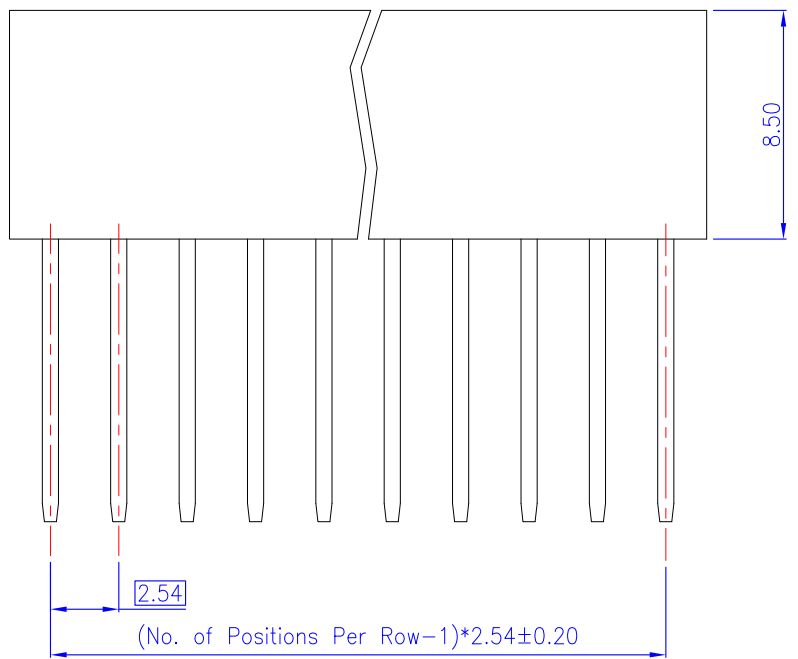


PCB Layout  
(Top View)



**Material and Finish**

1. Housing: PBT (UL94V-0), Black.
2. Terminal: Copper Alloy (t=0.40mm), Gold Plating.

**Electrical Characteristics**

1. Current Rating: 3.0 Amp. Max..
2. Dielectric Withstand Voltage: 1000V AC RMS for 60Seconds.
3. Insulation Resistance: 1000M Ohms Min. at 1000V DC.
4. Contact Resistance: 30m Ohms Max.

**Mechanical Characteristics**

1. Operating Temperature: -55°C ~ +105°C

**RoHS Compliant**

TOLERANCES ARE



煜倫股份有限公司

www.morethanall.com

DRAWING BY CY

CHECKED BY GENIUS

UNIT / mm


SCALE 1 : 1

DATE

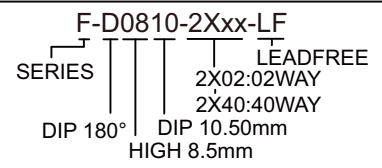
SIZE A4

X, ±  
.X ± 0.30  
.XX ± 0.20  
.XXX ± 0.10  
ANG ±

PJECTION



**ORDER INFORMATION**



DESCRIPTION: 2.54mm Post Header Receptacle PCB Mount Vertical Type Dual Rows (H=8.50mm)