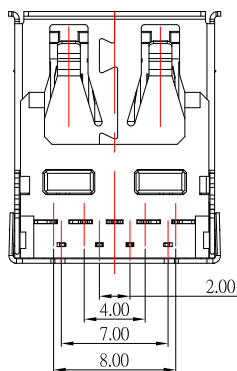
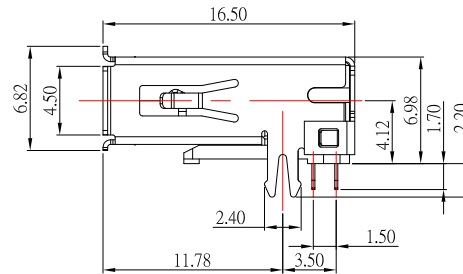
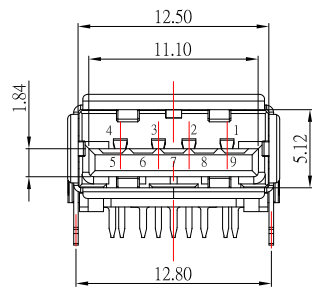


RECOMMENDED PCB LAYOUT



| Pin NUMBER | SIGNAL NAME |
|------------|-------------|
| 1 | VBUS |
| 2 | D- |
| 3 | D+ |
| 4 | GND |
| 5 | Std_A_SSRX- |
| 6 | Std_A_SSRX+ |
| 7 | GND_DRAIN |
| 8 | Std_A_SSTX- |
| 9 | Std_A_SSTX+ |
| Shell | Shield |

NOTE:

1.MATERIAL:

- 1.1 Housing: LCP,UL94V-0
- 1.2 Contact: Phosphor Bronze
- 1.3 Shell: SUS

2.Finish:

- 2.1 Contact: Plated Gold in Mating Area ;
Tin Plated on Solder Balls ;
Nickel under plated overall
- 2.2 Shell: Nickel under Plated surface layer

3.SPECIFICATION:

- 3.1 Rating: 1.5A
- 3.2 Insulator Resistance:100MΩ Min
- 3.3 Dielectric Strength: 100V AC
- 3.4 Contact Resistance: 30mΩ Max
- 3.5 Operation Temperature: -40°C ~ +85°C
- 3.6 Insertion Force: 35 N
- 3.7 Extraction Force: 10 N

RoHS Compliant

TOLERANCES ARE

MORETHANALL
PCB CONNECTORS
Cable ASSEMBLIES

DRAWING BY CY

CHECKED BY GENIUS

UNIT / mm


SCALE 1 : 1

DATE

SIZE A4

PJECTION

Up to 5 ±0.2
Above 5 ~ 15 ±0.3
Above 15 ~ 30 ±0.4
Above 30 ~ 50 ±0.5
Angle ±0.3°



ORDER INFORMATION

USB-SRRVZBL-9A-LF
SERIES | | | | LEADFREE
FEMALE | | | | 9 PIN A TYPE
CLIP REVERSED
DIP 90°

煜倫股份有限公司

www.morethanall.com

DESCRIPTION: USB AF 3.0 插板 捲邊 膠芯 反向 魚叉