

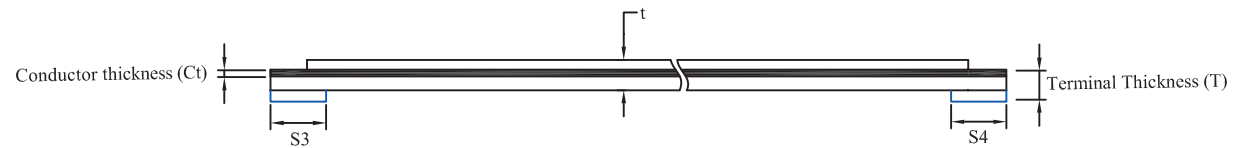
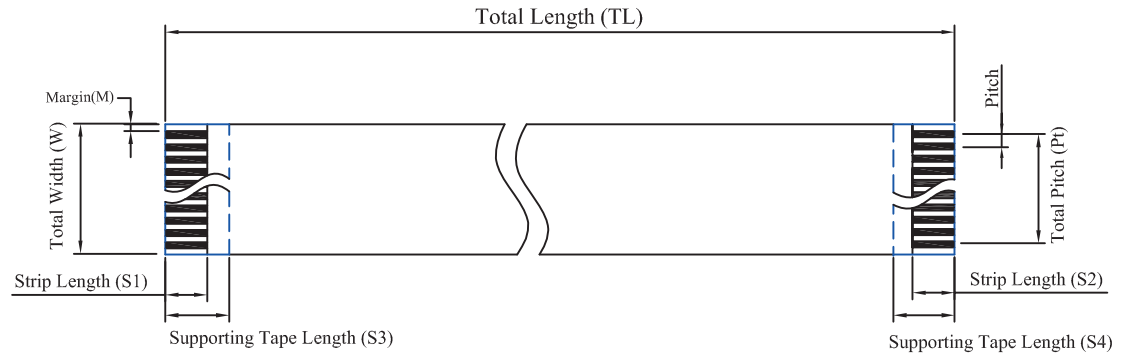
SYMBOL	Pitch	PIN	TYPE	TL	Pt	W	M	T	t	S1	S2	S3	S4
RANGE	0.3	51	C	300	15	15.6	0.20	0.3	0.13	3	3	5	5
TOLERANCE	±0.05	ditto	ditto	±2.0	±0.08	±0.08	±0.05	±0.03	±0.03	±1.0	±1.0	±1.0	±1.0

UL Style No : UL20624 / 80° C , 60V
UL Marking on one side

Conductor : Tin Plated Copper Conductor
Thickness(Ct): 0.05±0.01mm
Width(Cw): 0.2±0.02mm
Tin plating thickness: 1~3 μ

Insulation : Polyester (PET) film+adhesive
PET film thickness: 0.019mm
PET adhesive thickness: 0.024mm

Supporting tape : Polyester (PET) film+ adhesive
PET film thickness: 0.188mm
PET adhesive thickness: 0.032mm



Characteristics	Method	Spec
Conductor Resistance	JIS C-3102	Less than 1.82 Ω/m
Insulation Resistance	DC 500V after 1 min	More than 1,000 MΩ/m
Dielectric Strength	AC 500V for 1 min	No Breakdown
Open/Short Test	Tester DC 3.0V 0.1mA	Pass
Heat Resistance	85°C, 96hrs	Insulation resistance and Dielectric strength pass
Heat Cycle Test	-40°C→+25°C→+85°C→+25°C *12hrs*2cycles	Insulation resistance and Dielectric strength pass
Moisture Resistance	40°C, 95%RH, 96hr	Insulation resistance and Dielectric strength pass
Flame Test	UL VW-1	Pass
Flexing Test	10mmR*10cm*10 cycles/min	More than 30,000 cycles
Bending Test(180°) (clip the point of supporting tape)	±90°C, 60g, 0.5mmR	More than 10 cycles
Abrasion Test	5mm Ø 600g , 60 cycles/min	More than 10,000 cycles

RoHS Compliant

TOLERANCES ARE

MORETHANALL
PCB CONNECTORS
Cable ASSEMBLIES

煜倫股份有限公司

www.morethanall.com

DRAWING BY CY

CHECKED BY GENIUS

UNIT/ mm


SCALE 1 : 1

DATE

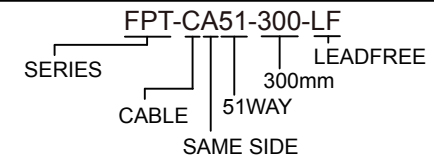
SIZE A4

PJECTION

X, ±
.X ±
.XX ±
.XXX ±
ANG ±



ORDER INFORMATION



DESCRIPTION: