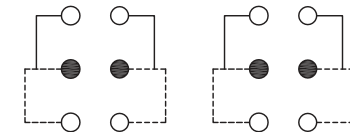
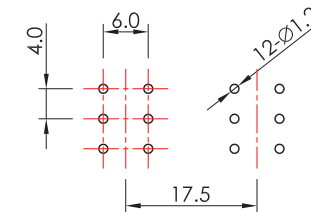


SCHEMATIC



P.C.B. LAYOUT



SPECIFICATION

Rating: 500mA 30V DC.
Timing: Non-shorting.
Contact resistance: <50mΩ.
Insulation resistance: ≥100MΩ at 250V DC.
Withstand voltage: 250V AC for 1 minute.
Operating force: 300±100g.
Life: 10,000 Cycles.
Soldering temperature: 220°C~230°C for 3 seconds.
Soldering time: 1 time only.

Note1: Unwashable, don't be immersed by epoxy and organic solvent.
Note2: Please do not scale the drawing comparing to real product and kindly measure the size of real product.

MATERIAL

- Bracket:** SPCC, Zi plated. _____ ①
- Spring**∅0.5: SUS, natural. _____ ②
- Slider:** POM, white. _____ ③
- Terminal:** Brass strip, Ag plated. _____ ④
- Slider:** PC, black. _____ ⑤
- Spring**∅0.18: SUS, natural. _____ ⑥
- Contact clip:** Brass strip, Ag plated. _____ ⑦
- Base:** Phenolic resin, natural. _____ ⑧
- Linkage spring:** SUS, natural. _____ ⑨
- Linkage rod:** SPCC, natural. _____ ⑩
- Cap:** ABS, black. _____ ⑪

STORAGE METHOD

After opening the bag of the switches, please include a desiccant into the bag, then seal it to avoid product oxidation.
 打開包裝袋後，請在袋中加入乾燥劑並「密封」，避免產品氧化。

RoHS Compliant

TOLERANCES ARE


MORETHANALL
 PCB CONNECTORS
 Cable ASSEMBLIES

煜倫股份有限公司

www.morethanall.com

DRAWING BY CY
 CHECKED BY GENIUS
 UNIT / mm SCALE 1 : 1
 DATE
 SIZE A4 PPROJECTION

X, ±
 .X ±
 .XX ±
 .XXX ±
 ANG ±



ORDER INFORMATION

PBS175A02-R-06-LF
 SERIES | LEADFREE
 06 WAY
 DIP 90°

DESCRIPTION: