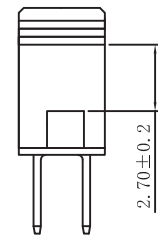


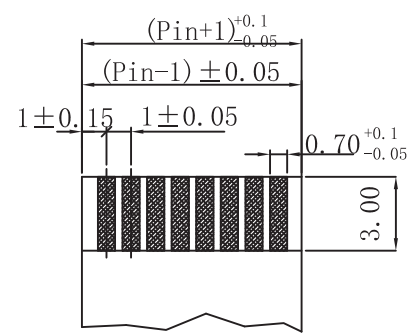
SECTION M-M



30	29.00	31.20	35.00
29	28.00	30.20	34.00
28	27.00	29.20	33.00
27	26.00	28.20	32.00
26	25.00	27.20	31.00
25	24.00	26.20	30.00
24	23.00	25.20	29.00
23	22.00	24.20	28.00
22	21.00	23.20	27.00
21	20.00	22.20	26.00
20	19.00	21.20	25.00
19	18.00	20.20	24.00
18	17.00	19.20	23.00
17	16.00	18.20	22.00
16	15.00	17.20	21.00
15	14.00	16.20	20.00
14	13.00	15.20	19.00
13	12.00	14.20	18.00
12	11.00	13.20	17.00
11	10.00	12.20	16.00
10	9.00	11.20	15.00
9	8.00	10.20	14.00
8	7.00	9.20	13.00
7	6.00	8.20	12.00
6	5.00	7.20	11.00
5	4.00	6.20	10.00
4	3.00	5.20	9.00
3	2.00	4.20	8.00
CKT	DIM A	DIM B	DIM C

NOTE:

- 1. MATERIAL:  
INSULATOR: LCP (UL 94V-0)  
TERMINAL: PHOSPHOR BRONZE



FFC/FPC DIMENSION  
THICKNESS 0.3±0.03mm

RoHS Compliant

TOLERANCES ARE



煜倫股份有限公司

www.morethanall.com

DRAWING BY CY

CHECKED BY GENIUS


UNIT / mm SCALE 1 : 1

DATE

SIZE A4

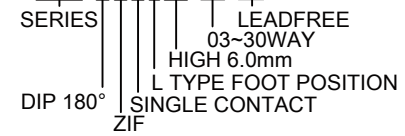
X, ±  
.X ± 0.20  
.XX ± 0.12  
.XXX ± 0.05  
ANG ± 3°

PJECTION



ORDER INFORMATION

FPA-DZAL60-xx-LF



DESCRIPTION: 1.00mm, ZIF FFC/FPC CONN, ASS'Y(DIP)