

Notes:

Housing : Thermalplastic LCP , UL 94V-0

Cover : Thermalplastic LCP , UL 94V-0

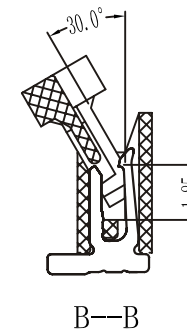
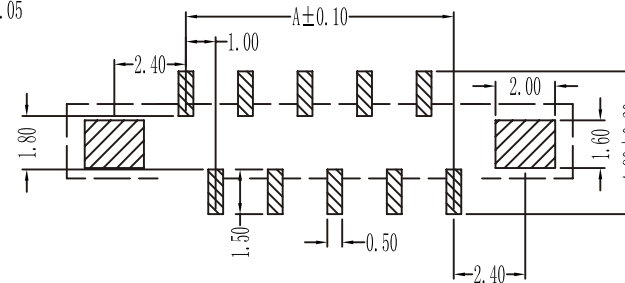
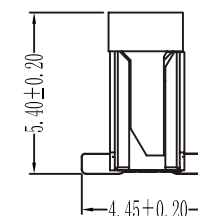
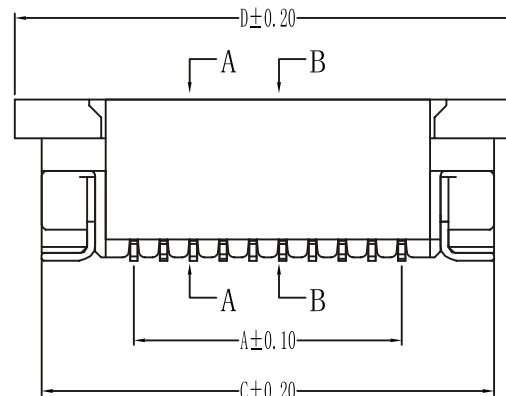
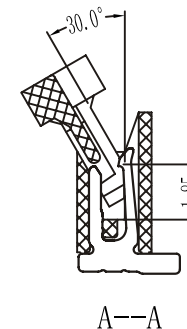
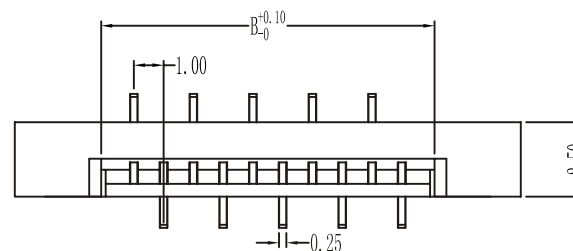
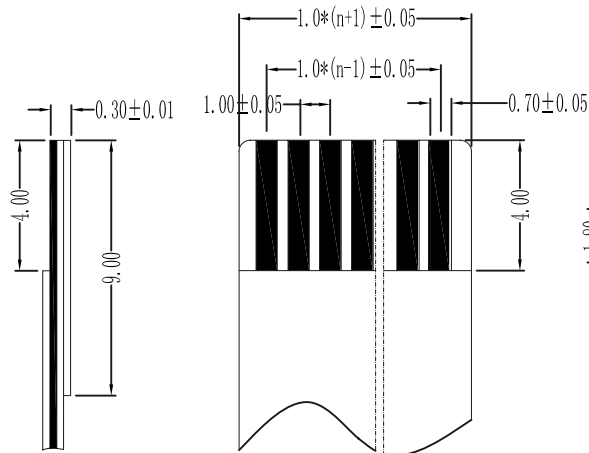
Contact : Phosphor bronze

Tin plated, Nickel over all


Fitting nail :Brass

Tin plated, Nickel over all

No.of Contacts	DIM. A	DIM. B	DIM. C	DIM. D
04	3	5.2	9.2	11
05	4	6.2	10.2	12
06	5	7.2	11.2	13
07	6	8.2	12.2	14
08	7	9.2	13.2	15
09	8	10.2	14.2	16
10	9	11.2	15.2	17
11	10	12.2	16.2	18
12	11	13.2	17.2	19
13	12	14.2	18.2	20
14	13	15.2	19.2	21
15	14	16.2	20.2	22
16	15	17.2	21.2	23
17	16	18.2	22.2	24
18	17	19.2	23.2	25
19	18	20.2	24.2	26
20	19	21.2	25.2	27
21	20	22.2	26.2	28
22	21	23.2	27.2	29
23	22	24.2	28.2	30
24	23	25.2	29.2	31
25	24	26.2	30.2	32
26	25	27.2	31.2	33
27	26	28.2	32.2	34
28	27	29.2	33.2	35
29	28	30.2	34.2	36
30	29	31.2	35.2	37
31	30	32.2	36.2	38
32	31	33.2	37.2	39
33	32	34.2	38.2	40
34	33	35.2	39.2	41



PCB Layout




www.morethanall.com

RoHS Compliant

DRAWING BY CY
 CHECKED BY GENIUS
 UNIT / mm SCALE 1 : 1
 DATE
 SIZE A4 PPROJECTION

TOLERANCES ARE

X, ±
 .X ±
 .XX ±
 .XXX ±
 ANG ±



ORDER INFORMATION

FPA-VZAR54-xx-LF
 SERIES | | | | | LEAD FREE
 180°SMT | | | | | HIGH 5.4mm
 ZIF | | | | | R TYPE FOOT
 SINGLE CONTACT

DESCRIPTION: