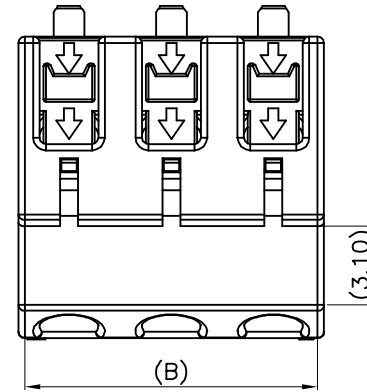
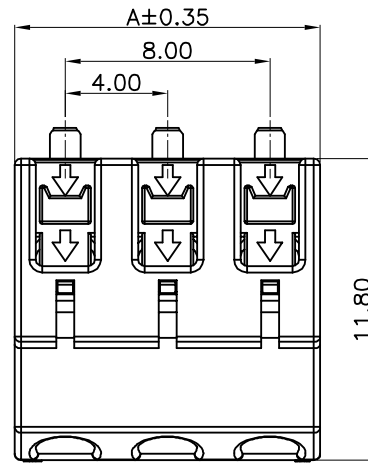
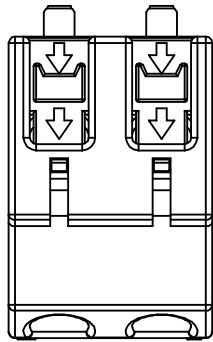
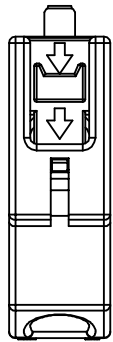


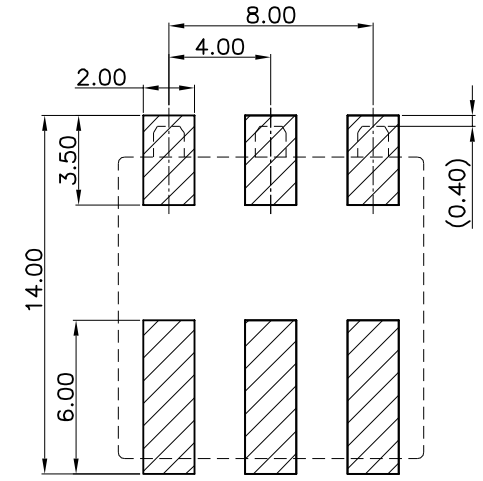
01

02

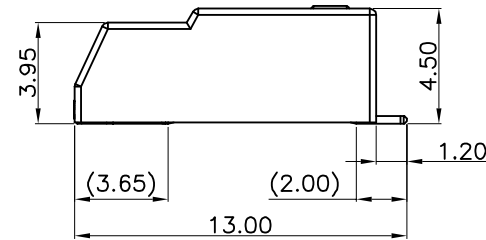
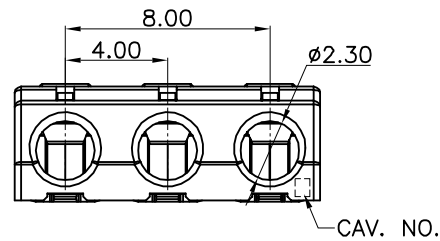
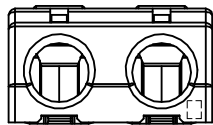
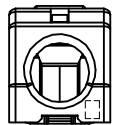
03



PICK AND PLACE AREA



TOLERANCE: ± 0.05
 RECOMMENDED P.C.B. Layout
 TOP VIEW



PIN	DIM.(mm)	
	A	B
01	3.95	3.45
02	7.95	7.45
03	11.95	11.45

NOTES:

1. MATERIAL:

INSULATION(HALOGEN FREE): NYLON 9T, UL94V-0 (CREAM)

COVER(HALOGEN FREE): NYLON 9T, UL94V-0 (CREAM)

CONTACT: COPPER ALLOY, $t=0.30\text{mm}$

2. CONTACT FINISH: TIN-PLATED OVER NICKEL

3. APPLICABLE WIRE RANGE:

(OUTSIDE WIRE INSULATION: 2.1mm DIAMETER MAX.)

SOLID WIRE: AWG#24~#18

STRAND WIRE: AWG#22~#20

RoHS Compliant

TOLERANCES ARE

MORETHANALL
 PCB CONNECTORS
 Cable ASSEMBLIES

煜倫股份有限公司

www.morethanall.com

DRAWING BY CY

CHECKED BY GENIUS

UNIT / mm


SCALE 1 : 1

DATE

SIZE A4

PJECTION

X, \pm
 .X ± 0.35
 .XX ± 0.25
 .XXX \pm
 ANG $\pm 3^\circ$



ORDER INFORMATION

TBX040-W04-xx-LF

SERIES

LEADFREE

01~03 WAY

HIGH 4.5mm

90°SMT

DESCRIPTION: WIRE TO BOARD, PITCH 4.00mm, RIGHT ANGLE SMT TYPE, ASSEMBLY