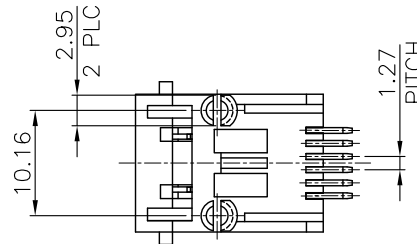
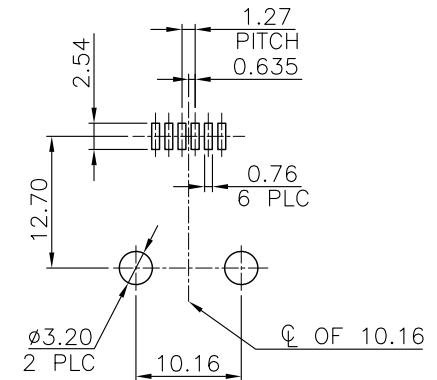
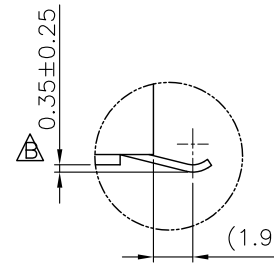


DETAIL Z  
SCALE 2:1



DETAIL Y  
SCALE 2:1  
REFERENCE



RECOMMENDED PCB LAYOUT  
RECOMMENDED PCB THICKNESS: 1.6mm  
TOLERANCE: ±0.05 (TOP VIEW)

NOTE:

CAVITY CONFIRMS TO FCC RULES AND REGULATIONS PART 68, SUBPART F.

1. MATERIAL:

HOUSING: PA46, WITH GLASS FIBER,  
UL 94V-0, STANDARD COLOR-BLACK.  
CONTACTS: PHOSPHOR BRONZE.

2. FINISH:

CONTACTS: GOLD PLATED ON CONTACT AREA,  
0.0254μm [1μ"] GOLD PLATED ON SOLDER TAIL,  
WITH ENTIRE CONTACT UNDERPLATED  
1.27μm [50μ"] MIN. NICKEL.

RoHS Compliant

TOLERANCES ARE

**MORETHANALL**  
PCB CONNECTORS  
Cable ASSEMBLIES

DRAWING BY CY

CHECKED BY GENIUS

UNIT / mm

SCALE 1:1

DATE

SIZE A4

PJECTION

X. ±  
.X ± 0.25  
.XX ± 0.13  
.XXX ± 0.05  
ANG ±



ORDER INFORMATION

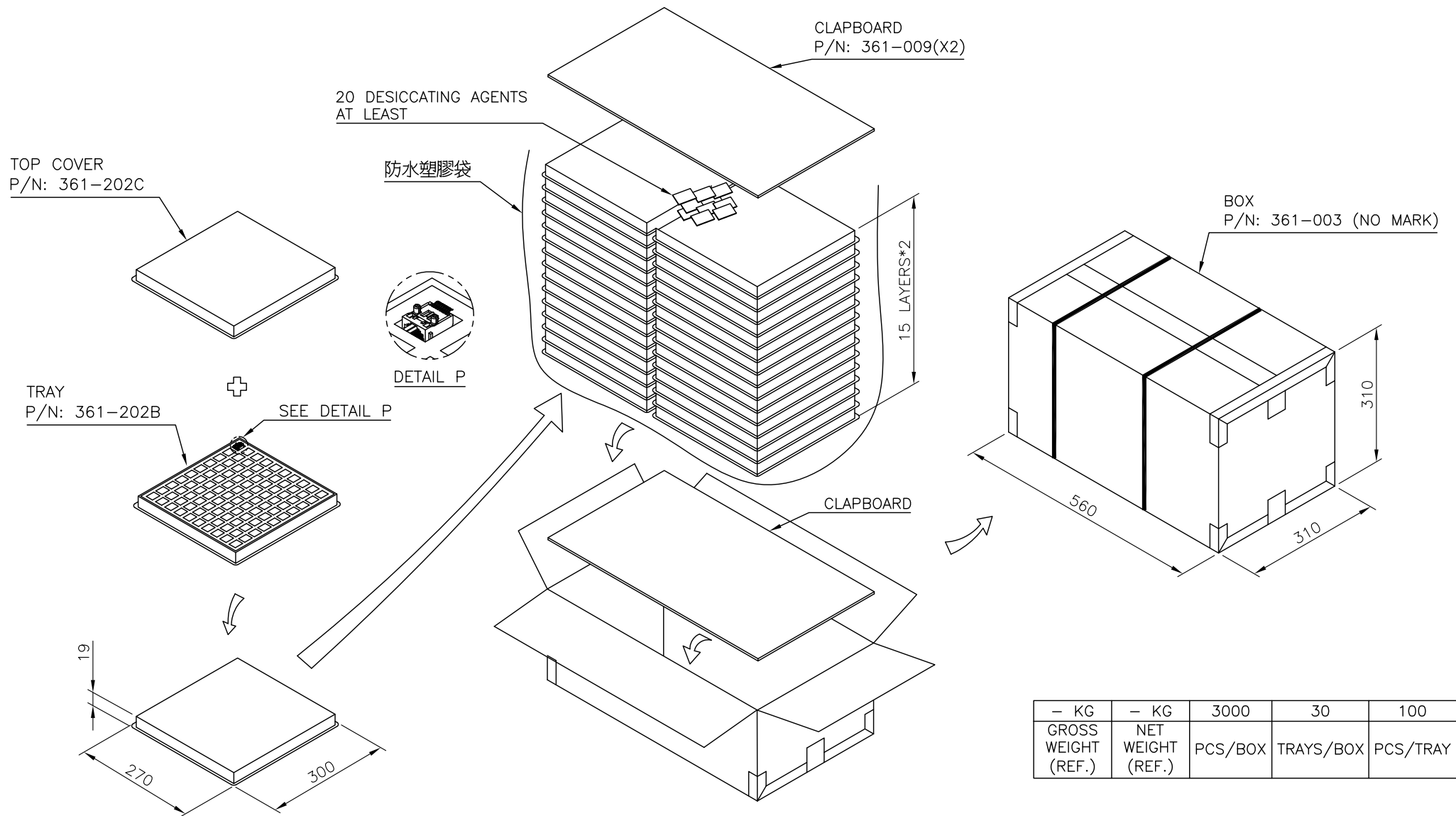
MJW12J-KE06P-0606-LF

SERIES | POST | 6P6C | LEADFREE  
EAR | 06u" GOLD | BLACK

煜倫股份有限公司

www.morethanall.com

DESCRIPTION: 6POSITION, SMT, LOW PROFILE, SIDE ENTRY PCB JACK



RoHS Compliant

TOLERANCES ARE

**MORETHANALL**  
PCB CONNECTORS  
Cable ASSEMBLIES

DRAWING BY CY

CHECKED BY GENIUS

UNIT / mm


SCALE 1 : 1

DATE

SIZE A4

X, ±  
.X ± 0.25  
.XX ± 0.13  
.XXX ± 0.05  
ANG ±

PJECTION



ORDER INFORMATION

MJW12J-KE06P-0606-LF

SERIES

POST

EAR

BLACK

06u" GOLD

6P6C

LEADFREE

DESCRIPTION: TRAY PACKAGE

煜倫股份有限公司

www.morethanall.com