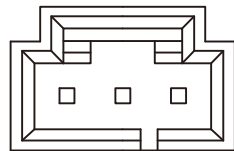
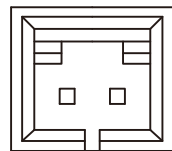


(4~18P)



(3P)



(2P)

FEATURES

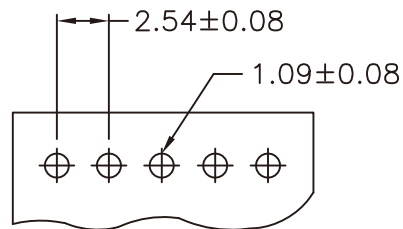
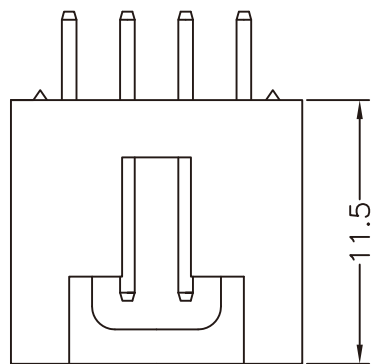
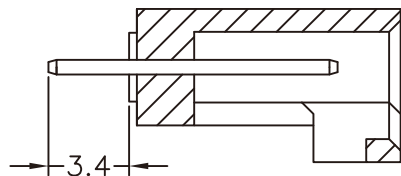
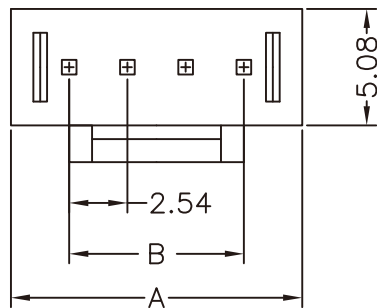
MAT'L: BODY: NORYL 94V-1
 CONTACT: BRASS TIN PLATED
 CURRENT RATING: 3A AC,DC
 VOLTAGE RATING: 250V AC,DC
 TEMPERATURE RANGE: -30°C TO +85°C

Contact resistance: Initial value / 10m ohm Max.

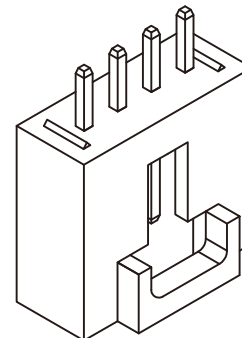
After environmental testing / 30mohm Max.

Insulation resistance: 500M OHM MIN.

Withstanding voltage: 1000V AC / minute



P.C.Board Layout



CIRCUITS	PART NO.	DIMENTION	
		A	B
2	MCG-DG15-1X02	7.62	2.54
3	MCG-DG15-1X03	10.16	5.08
4	MCG-DG15-1X04	12.70	7.62
5	MCG-DG15-1X05	15.24	10.16
6	MCG-DG15-1X06	17.78	12.70
7	MCG-DG15-1X07	20.32	15.24
8	MCG-DG15-1X08	22.86	17.78
9	MCG-DG15-1X09	25.40	20.32
10	MCG-DG15-1X10	27.94	22.86
11	MCG-DG15-1X11	30.48	25.40
12	MCG-DG15-1X12	33.02	27.94
13	MCG-DG15-1X13	35.56	30.48
14	MCG-DG15-1X14	38.10	33.02
15	MCG-DG15-1X15	40.64	35.56
16	MCG-DG15-1X16	43.18	38.10
17	MCG-DG15-1X17	45.72	40.64
18	MCG-DG15-1X18	48.26	43.18

RoHS Compliant

TOLERANCES ARE

MORETHANALL
 PCB CONNECTORS
 Cable ASSEMBLIES

煜倫股份有限公司

www.morethanall.com

DRAWING BY CY

CHECKED BY GENIUS


UNIT/ mm SCALE 1:1

DATE

SIZE A4

X. ±
 .X ±
 .XX ±
 .XXX ±
 ANG ±

P PROJECTION



ORDER INFORMATION

MCG-DG15-1Xxx-LF
 SERIES | LEADFREE
 | 1X02:02WAY
 | 1X18:18WAY
 | GOLD 15u"
 | DIP 180°

DESCRIPTION: 2.54mm MCG DIP 180°