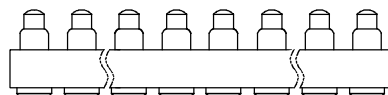


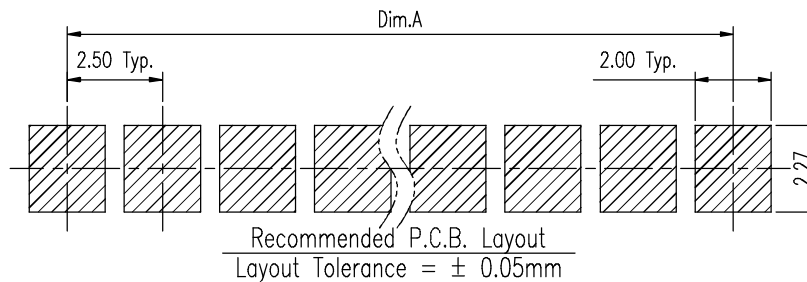
- Notes:
1. Material:
Housing: Thermoplastic UL 94V-0, Black
Terminal: Copper Alloy
 2. Finished:
Terminal: Selected Gold on Contact Area over Nickel Under-plated Overall
 3. Mechanical Characteristics:
Spring Force: 65gf \pm 20g at Working Height
Life Cycle: 10000 Cycles
 4. Electrical Characteristics:
Current Rating: 2A
Voltage Rating: 30V
Contact Resistance: 50m ohm Max. (Static State)
 5. To avoid arcing issue, The adaptor start to power supply after connector mated fully
 6. To ensure the best usage, please operate it based on the working height
 7. Based on the Engineering Drawing, shall not exceed the maximum allowed compress

Dimension Information: \triangle

Part No.	Dim.	Amount of Pins	Dim.A	Dim.B
PGP25-V45X-1X02	2	2.50	5.00	
PGP25-V45X-1X03	3	5.00	7.50	
PGP25-V45X-1X04	4	7.50	10.0	
PGP25-V45X-1X05	5	10.0	12.5	
PGP25-V45X-1X06	6	12.5	15.0	
PGP25-V45X-1X07	7	15.0	17.5	
PGP25-V45X-1X08	8	17.5	20.0	
PGP25-V45X-1X09	9	20.0	22.5	
PGP25-V45X-1X10	10	22.5	25.0	
PGP25-V45X-1X11	11	25.0	27.5	
PGP25-V45X-1X12	12	27.5	30.0	
PGP25-V45X-1X13	13	30.0	32.5	
PGP25-V45X-1X14	14	32.5	35.0	
PGP25-V45X-1X15	15	35.0	37.5	
PGP25-V45X-1X16	16	37.5	40.0	



Cap Option(4 Pins ~ 16 Pins)
Scale: 2:1



煜倫股份有限公司

www.morethanall.com

RoHS Compliant

DRAWING BY CY

CHECKED BY GENIUS

UNIT / mm

SCALE 1 : 1


DATE

SIZE A4

PPOJECTION

TOLERANCES ARE

X. \pm
.X \pm 0.38
.XX \pm 0.25
.XXX \pm 0.13
ANG \pm



ORDER INFORMATION

PGP25-V45X-1Xxx-LF

SERIES

||

||

||

||

||

||

||

||

LEADFREE
1X02:02 WAY
1X16:16 WAY
NON POST
HIGH 4.5mm
180°SMT

DESCRIPTION: 2.50mm Pitch Pogo Pin Conn