


Recommended P.C.B. Layout

SPECIFICATIONS

- * Current Rating : 1 Amps
- * Insulator resistance: 5000 Megohms min.
- * Contacts resistance : 20 m ohms max.
- * Dielectric withstanding: AC 500 V
- * Operating Temperature: -40°-+105°C
- * Max Processing Temp: 230° for 30~60 seconds
(260° for 10 seconds)
- * Contact Material: Phosphor bronze
- * Housing: L.C.P (UL 94 V-0)


RoHS Compliant



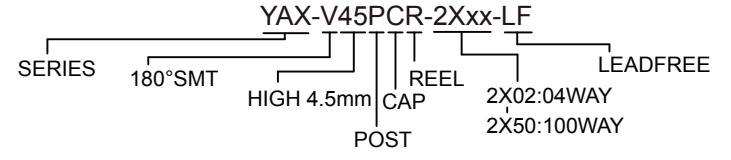
www.morethanall.com

DRAWING BY CY	
CHECKED BY GENIUS	
UNIT/mm	SCALE 1:1
DATE	
SIZE A4	PJECTION

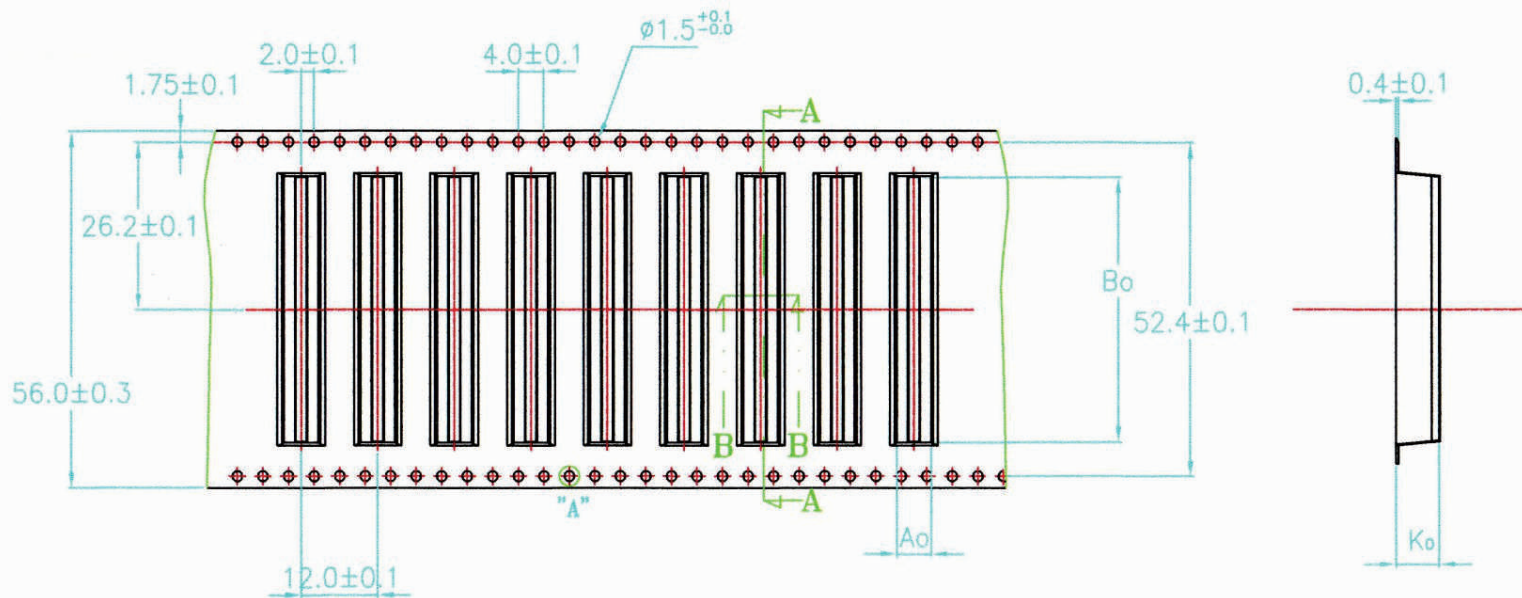
TOLERANCES ARE
X. ±
.X ±
.XX ±
.XXX ±
ANG ±



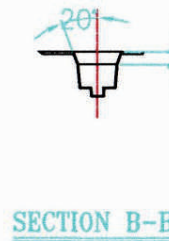
ORDER INFORMATION



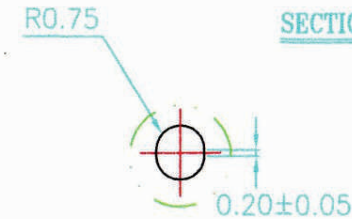
DESCRIPTION: Dual Row 1.27x1.27 SMD Female



1. 10 sprocket hole pitch cumulative tolerance $\pm 0.20\text{mm}$.
2. Carrier camber not to exceed 1mm in 100mm.
3. A_0 and B_0 measured on a plane 0.3mm above the bottom of the pocket.
4. K_0 measured from a plane on the inside bottom of the pocket to the top surface of the carrier.
5. All dimensions meet EIA-481-2 requirements.
6. Material: Black Anti-Static Polystyrene.
7. Component load per 13" reel : 850 pcs.



SECTION B-B



DETAIL: "A"(S=5/1)

SECTION A-A

ITEM	DIM	ALTERNATE
A_0	5.4 $\begin{matrix} +0.10 \\ -0.10 \end{matrix}$	
B_0	41.5 $\begin{matrix} +0.10 \\ -0.10 \end{matrix}$	
K_0	6.9 $\begin{matrix} +0.10 \\ -0.10 \end{matrix}$	

RoHS Compliant

TOLERANCES ARE

MORETHANALL
PCB CONNECTORS
Cable ASSEMBLIES

煜倫股份有限公司

www.morethanall.com

DRAWING BY CY

CHECKED BY GENIUS


UNIT / mm SCALE 1 : 1

DATE

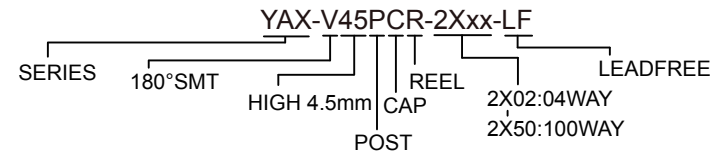
SIZE A4

X. \pm
.X \pm
.XX \pm
.XXX \pm
ANG \pm

P PROJECTION



ORDER INFORMATION



DESCRIPTION: 1.27X1.27mm 60PIN REEL