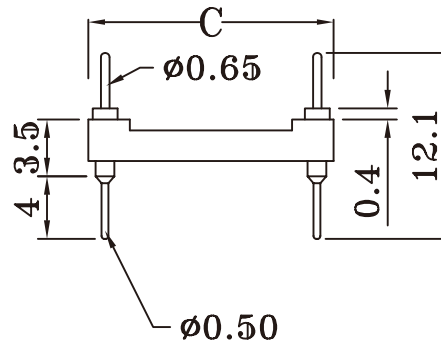
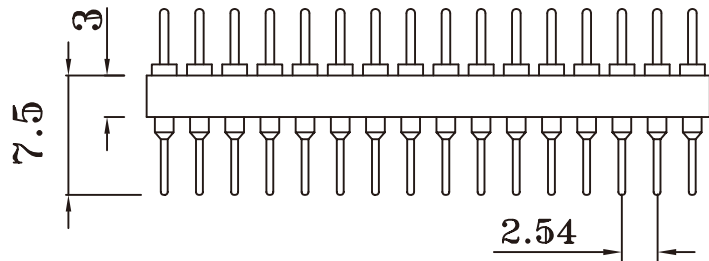


TYPE 1	DIM A	DIM B	DIM C
20	25.40	15.24	17.78
24	30.48	15.24	17.78
28	35.56	15.24	17.78
32	40.64	15.24	17.78
36	45.66	15.24	17.78
40	50.80	15.24	17.78
42	53.34	15.24	17.78
48	60.96	15.24	17.78



**MATERIAL & FINISH**

\* CONTACT: COPPER ALLOY

**GOLD PLATED**

\* SLEEVE: BRASS

PLATING: G= 10 MICRO INCH GOLD

\* INSULATOR: GLASS FILLED POLYESTER, UL 94V-0

\* INSERTION FORCE: AVERAGE 500 GR

\* EXTRACTION TEST: AVERAGE 159 GR

\* RESIST TO SOLDERING HEAT: MAX. 260°C, 5 SEC.

\* CONTACT RESIST: <= 100M OHMS

\* INSULATOR RESIST : >= 5000M OHMS

\* DIELECTRIC WITHSTANDING : 600 VRMS

\* TEMPERATURE: - 55°C TO + 125°C

**RoHS Compliant**

TOLERANCES ARE

**MORETHANALL**  
PCB CONNECTORS  
Cable ASSEMBLIES

煜倫股份有限公司

www.morethanall.com

DRAWING BY CY

CHECKED BY GENIUS


UNIT/mm SCALE 1:1

DATE

SIZE A4

X. ±  
.X ±  
.XX ±  
.XXX ±  
ANG ±

P PROJECTION



**ORDER INFORMATION**

PIC-D06G-xx-LF  
SERIES | LEADFREE  
20~48WAY  
GOLD  
SPACING 15.24mm  
DIP 180°

DESCRIPTION: