

| Positions | A | B | C | D |
|-----------|-------|------|------|------|
| 14 | 12.96 | 25.2 | 36.0 | 43.9 |
| 24 | 23.76 | 36.0 | 46.8 | 54.7 |
| 36 | 36.72 | 48.9 | 59.7 | 67.7 |
| 50 | 51.84 | 64.1 | 74.9 | 82.8 |

Material & Finish

SHELL:

Steel

Nickel plated steel

PIN CONTACT:

Phosphor Bronze

Gold Flash plated

INSULATOR:

PBT & Glass-fibre reinforced

UL-94-V0, Blue

NUMBER OF CONTACT:

14,24,36,50

CURRENT RATING:

3 Amp

DIELECTRIC STRENGTH:

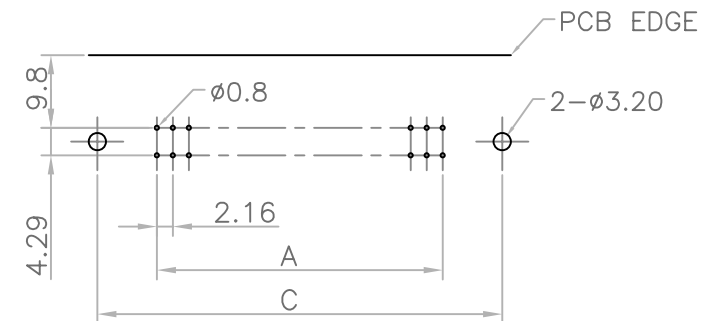
1000V for one minute

INSULATOR RESISTANCE:

1000MΩ Min. (at 500V DC)

TEMPERATURE:

-55°C to +105°C



P.C.B. LAYOUT

RoHS Compliant

TOLERANCES ARE

MORETHANALL
PCB CONNECTORS
Cable ASSEMBLIES

DRAWING BY CY

X ± 0.40

CHECKED BY GENIUS

.X ± 0.30

UNIT / mm

SCALE 1:1

.XX ± 0.20

DATE

.XXX ±


ANG ± 3°

煜倫股份有限公司

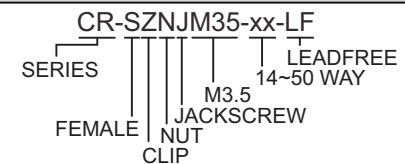
www.morethanall.com

SIZE A4

PPOJECTION



ORDER INFORMATION



DESCRIPTION: CENTRONIC PCB R/A TYPE FEMALE RIVET Z SHAPE LOCK IEEE-488 HEX SCREW