

NOTE:SD AND MMC FULL COMPATIBLE

RoHS Compliant

TOLERANCES ARE

MORETHANALL
PCB CONNECTORS
Cable ASSEMBLIES

DRAWING BY CY

X.±

CHECKED BY GENIUS

.X±

煜倫股份有限公司

UNIT/mm SCALE 1:1

.XX±


DATE

.XXX±

SIZE A4

ANG±

P PROJECTION



ORDER INFORMATION

SDC-W24XCBS15-09-LF

SERIES

LEADFREE

09WAY

SEMI GOLD 15u"

90°SMT

SWITCH OPEN

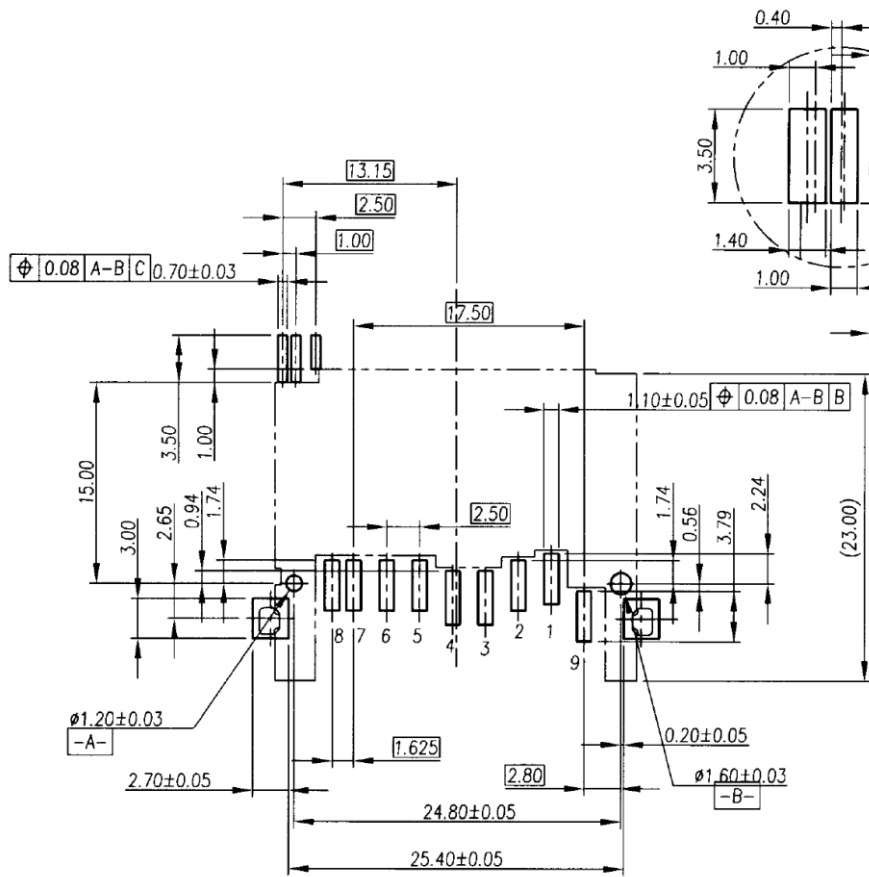
POST TO POST 24.8mm

C TYPE

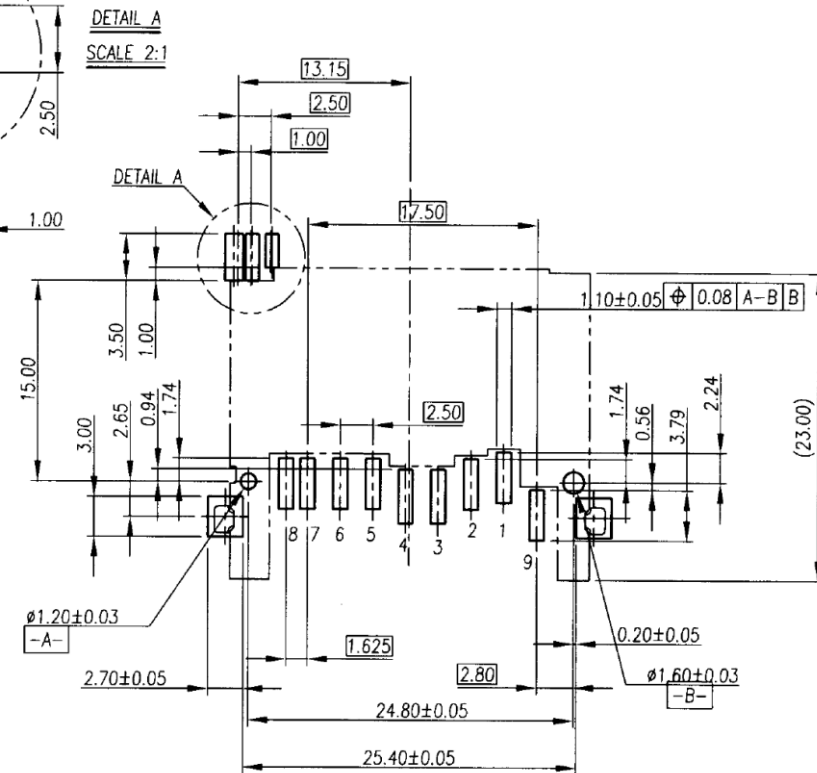
NON PUSH PUSH

www.morethanall.com

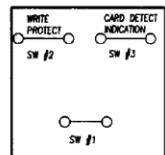
DESCRIPTION:



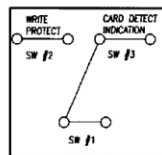
PC BOARD LAYOUT COMPONENT SIDE



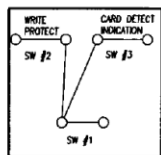
PC BOARD LAYOUT COMPONENT SIDE



WITHOUT CARD



CARD INSERTED
WRITE PROTECT : LOCK



CARD INSERTED
WRITE PROTECT : UNLOCK

SD CARD PIN ASSIGN	
PIN	NAME
1	CD/DAT3
2	CMD/DI
3	VSS1
4	VDD
5	CLK/SCLK
6	VSS2
7	DAT0
8	DAT1
9	DAT2

MORETHANALL
PCB CONNECTORS
Cable ASSEMBLIES

煜倫股份有限公司

www.morethanall.com

RoHS Compliant

DRAWING BY CY

CHECKED BY GENIUS

UNIT / mm SCALE 1 : 1


DATE

SIZE A4

TOLERANCES ARE

X, ±
.X ± 0.30
.XX ± 0.20
.XXX ± 0.10
ANG ±

P PROJECTION



ORDER INFORMATION

SDC-W24XCBS15-09-LF

SERIES | | | | | LEADFREE

| | | | | 09WAY

| | | | | SEMI GOLD 15u"

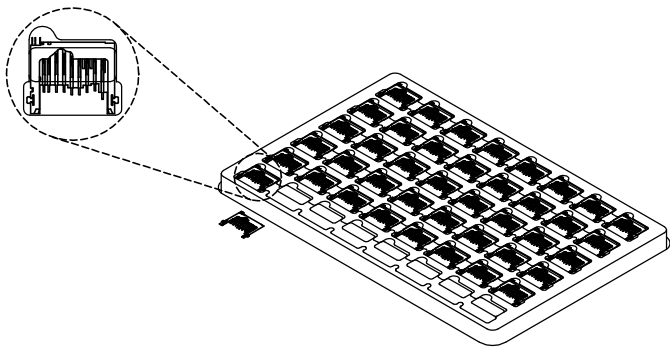
90°SMT | | | | | SWITCH OPEN

POST TO POST 24.8mm | | | | | C TYPE

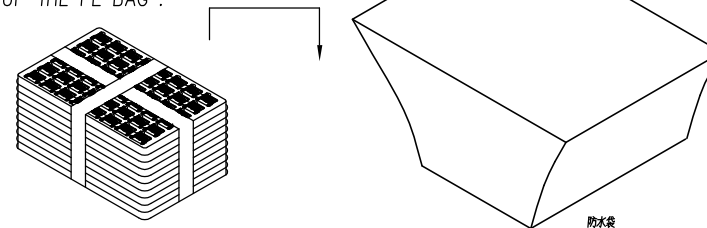
| | | | | NON PUSH PUSH

DESCRIPTION:

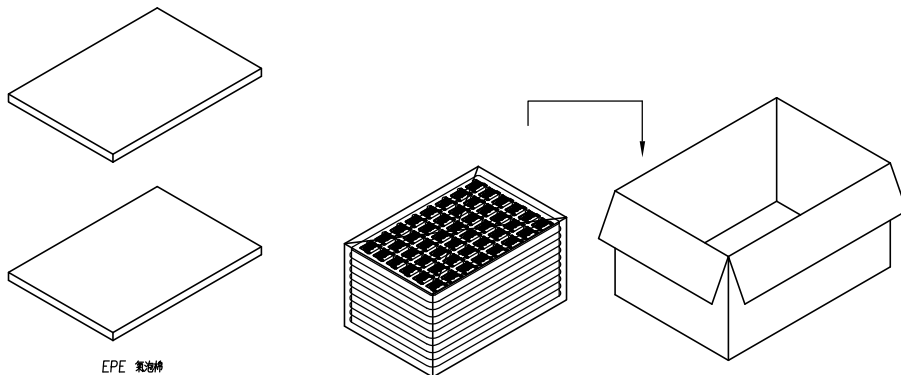
- 1-1. 如圖所示將SD CARD A TYPE CONN.放入TRAY內,如圖示之方向
 1-1. PLACE THE SD CARD A TYPE CONN. INTO THE TRAY AS DRAWING SHOWN.



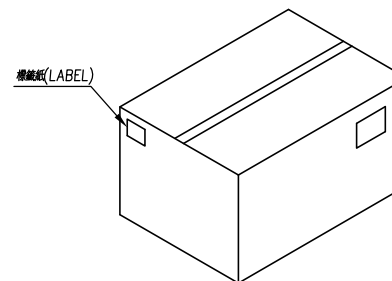
- 2-1. 將TRAY盒中之完成成品,每層48PCS,共25,並於最上層加蓋一層TRAY,當作COVER
 2-2. 堆疊後之TRAY以膠帶雙十黏貼,膠帶重疊區須超過20cm
 2-3. 黏貼後,將TRAYS置於防水袋內
 2-4. 放入2包乾燥劑,置於PE防水袋內角落
 2-5. 將PE防水袋緊密封口
 2-1. PLACE THE PRODUCT INTO TRAY,48PCS/TRAY,TOTAL 25 TRAYS.
 AND PUT ONE MORE TRAY ON THE TOP AS COVER.
 2-2. AFTER STACKING 26 TRAYS, STICK TRAYS WITH TAPE CRISSCORSSLY.
 THE OVERLAPPING AREA OF TAPE MUST BE OVER 20cm.
 2-3. PLACE THE TRAYS INTO PE BAG.
 2-4. PUT 2 BAGS OF SILICA GEL INTO THE PE BAG.
 2-5. SEAL UP THE PE BAG .



- 3-1. 先將EPE氣泡棉置入紙箱底部
 3-2. 將包裝後之TRAY盒,裝入內箱
 3-3. 再將EPE氣泡棉蓋在TRAY盒上
 (適量高度以填滿內箱為原則,不可鬆散)
 3-4. 紙箱開口處以透明膠帶黏合
 3-1. PUT 1 PIECE OF EPE INTO BOTTOM OF BOX.
 3-2. PLACE THE TRAYS INTO THE BOX.
 3-3. PUT 1 PIECE OF EPE INTO TOP OF BOX.
 3-4. CLOSE BOX WITH TAPE.



- 4-1. 紙箱開口處以透明膠帶黏合
 4-2. 紙箱上所貼之標籤視客戶要求而定
 4-1. CLOSE CARTON WITH TAPE.
 4-2. STICK LABEL, LOCATION AS DRAWING SHOWN.



RoHS Compliant

TOLERANCES ARE

MORETHANALL
 PCB CONNECTORS
 Cable ASSEMBLIES
煜倫股份有限公司

DRAWING BY CY

CHECKED BY GENIUS

UNIT / mm


SCALE 1 : 1

DATE

SIZE A4

X. ±
 .X ±
 .XX ±
 .XXX ±
 ANG ±

P PROJECTION



ORDER INFORMATION

SDC-W24XCBS15-09-LF

SERIES

LEADFREE

09WAY

SEMI GOLD 15u"

SWITCH OPEN

C TYPE

NON PUSH PUSH

90°SMT
 POST TO POST 24.8mm

DESCRIPTION:

www.morethanall.com