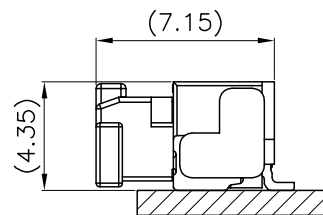
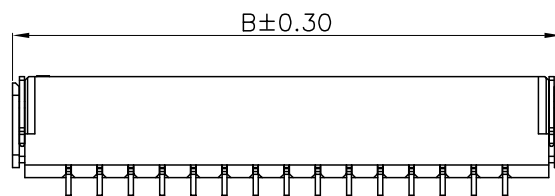
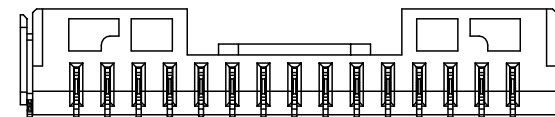
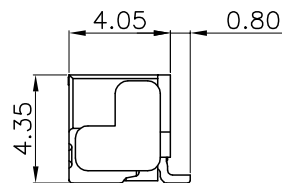
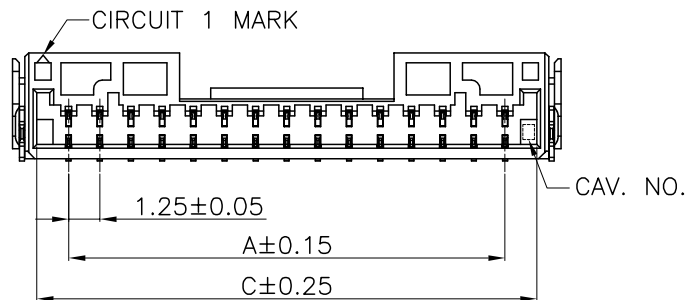


TOLERANCE:  $\pm 0.05$   
RECOMMENDED P.C.B. Layout  
TOP VIEW



Mating Condition (REF.)

PIN	DIM.(mm)			PIN	DIM.(mm)		
	A	B	C		A	B	C
02	/	5.75	3.80	09	10.00	14.50	12.55
03	2.50	7.00	5.05	10	11.25	15.75	13.80
04	3.75	8.25	6.30	11	12.50	17.00	15.05
05	5.00	9.50	7.55	12	13.75	18.25	16.30
06	6.25	10.75	8.80	13	15.00	19.50	17.55
07	7.50	12.00	10.05	14	16.25	20.75	18.80
08	8.75	13.25	11.30	15	17.50	22.00	20.05

NOTES:

- MATERIAL  
INSULATION(HALOGEN FREE): NYLON, 9T UL94V-0 (BLACK)  
CONTACT: COPPER ALLOY,  $t=0.20\text{mm}$   
SOLDER TAB: COPPER ALLOY,  $t=0.20\text{mm}$  / MATTE-TIN PLATED OVER NICKEL
- CONTACT FINISH: (VOID)--MATTE-TIN PLATED OVER NICKEL

RoHS Compliant

TOLERANCES ARE

**MORETHANALL**  
PCB CONNECTORS  
Cable ASSEMBLIES

DRAWING BY CY

CHECKED BY GENIUS

UNIT / mm


SCALE 1 : 1

DATE

SIZE A4

P PROJECTION

X,  $\pm$   
.X  $\pm 0.25$   
.XX  $\pm 0.15$   
.XXX  $\pm$   
ANG  $\pm 3^\circ$



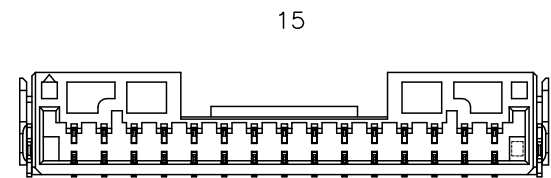
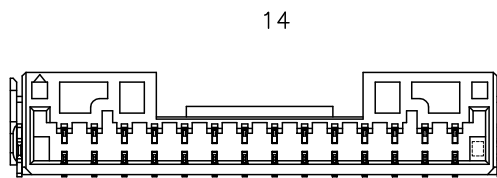
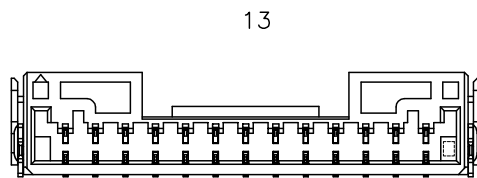
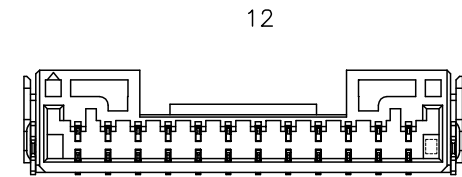
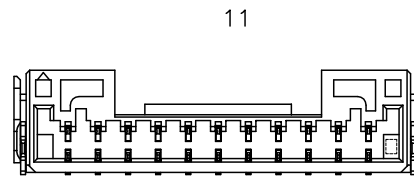
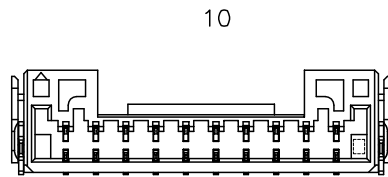
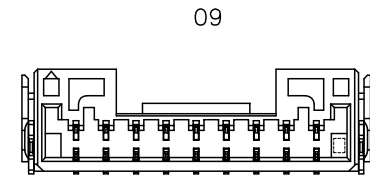
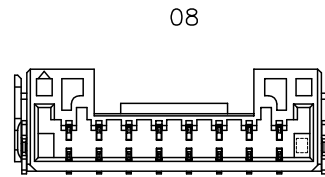
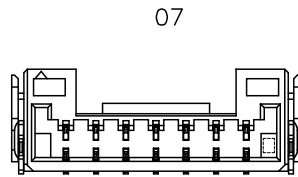
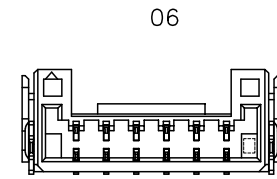
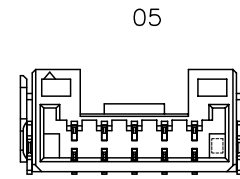
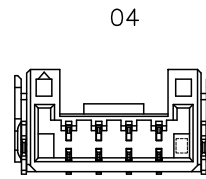
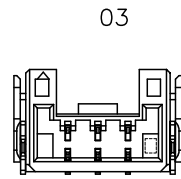
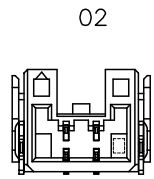
ORDER INFORMATION

GH-W-xx-LF  
SERIES | LEADFREE  
02~15 WAY  
90°SMT

煜倫股份有限公司

www.morethanall.com

DESCRIPTION: WIRE TO BOARD, PITCH 1.25mm, RIGHT ANGLE, SMT TYPE



RoHS Compliant

TOLERANCES ARE

**MORETHANALL**  
PCB CONNECTORS  
Cable ASSEMBLIES

DRAWING BY CY

X, ±

CHECKED BY GENIUS

.X ± 0.25

UNIT / mm

SCALE 1 : 1

.XX ± 0.15

DATE

.XXX ±

ANG ± 3°

SIZE A4

PPOJECTION

照片框

ORDER INFORMATION

GH-W-xx-LF  
SERIES | LEADFREE  
02~15 WAY  
90°SMT

煜倫股份有限公司

www.morethanall.com

DESCRIPTION: WIRE TO BOARD, PITCH 1.25mm, RIGHT ANGLE, SMT TYPE