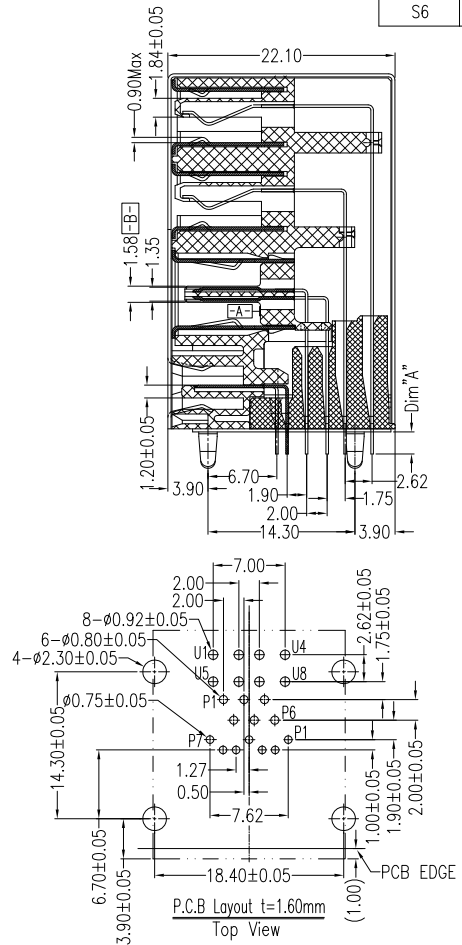


Pin Number	Signal Name
S1	VBUS
S2	D-
S3	D+
S4	GDN

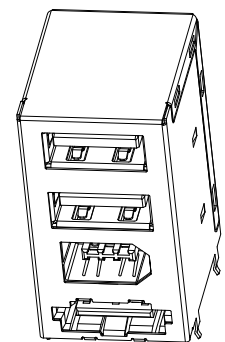
Pin Number	Signal Name
S1	VP
S2	VG
S3	TPB*
S4	TPB
S5	TPA*
S6	TPA

Pin Number	Signal Name
S1	GND
S2	A+
S3	A-
S4	GND
S5	B-
S6	B+
S7	GND



Unit:mm

Standard	Dim A
UIED1-FR-AA67	2.15~2.30



NOTES:

***Material**
 Housing: PBT,UL 94-0 Rated
 Retainer: Nylon66,UL 94-0 Rated
 eSATA's Contact: Brass,Gold plating over Nickel on contact area; Tin Plating on Solder Tail.
 1394's Contact: Brass,Gold plating over Nickel on contact area; Tin Plating on Solder Tail.
 USB's Contact: Phosphor Bronze,Gold plating over Nickel on contact area; Tin Plating on Solder Tail.
 Shell(Inside): SUS304
 Shell(Outside): Brass, Nickel plating

***e SATA Electrical Specification**
 Current Rating: 1.5 Ampere per contact
 Contact Resistance: 30mOHM Max
 Insulation Resistance: 1000M OHM MIN
 Dielectric Withstanding Voltage:500VAC.

***USB Electrical Specification**
 Rated Voltage and Current : 1.5A at 250V AC min;
 Contact Resistance: 30 Milliohms max.
 Insulation Resistance: 1000 megohms min At 500V DC.
 Dielectric Withstanding Voltage: 500 V AC For 1 minute.

***1394 Electrical Specification**
 Operation Voltage:40 VAC max.
 Current Rating: 1.5 Ampere per contact
 Contact Resistance: 30mOHM Max
 Insulation Resistance: 100M OHM MIN
 Dielectric Withstanding Voltage:500V AC.

***Environmental**
 Operating Temperature : -55°c to +125°c.


RoHS Compliant

TOLERANCES ARE

MORETHANALL
 PCB CONNECTORS
 Cable ASSEMBLIES
煜倫股份有限公司
www.morethanall.com

DRAWING BY CY
 CHECKED BY GENIUS
 UNIT / mm SCALE 1 : 1
 DATE
 SIZE A4 PPROJECTION

X, ±
 X, ±
 .XX ±
 .XXX ±
 ANG ±



ORDER INFORMATION

U1ED1-FRxx-AA67-LF
 SERIES LEADFREE
 A TYPE 6 PIN TO A TYPE 7 PIN
 BK:BLACK
 YL:YELLOW
 RD:RED
 DIP 90°

DESCRIPTION: Double USB+1394+eSATA Plug CRT