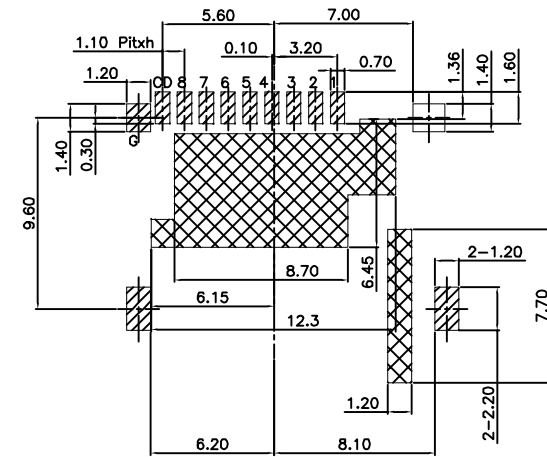
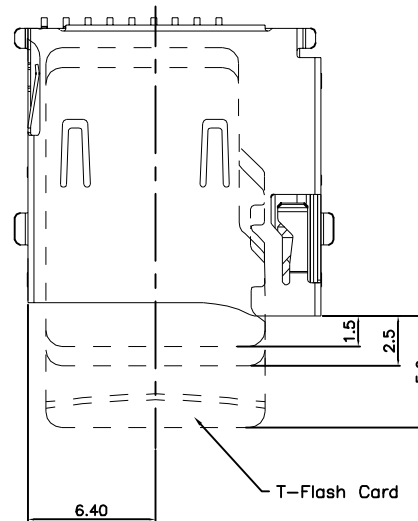


1. MATERIALS:

HOUSING: LCP+30% G.F. BLACK (UL 94V-0)
 SHELL: STAINLESS STEEL, 50 μ m MIN. NICKEL PLATED OVER ALL
 SPRING: PIANO WIRE BYE BLACK
 TERMINAL: PHOSPHOR BRONZE, GOLD PLATED ON CONTACT AREA
 100 μ m MIN MATTE TIN PLATED ON SOLDER AREA
 50 μ m MIN NICKEL UNDER PLATED OVER ALL

2. SPECIFICATION:

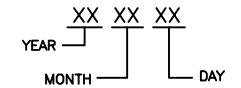
CURRENT RATING: 0.5 AMP MAX
 DIELECTRIC WITHSTANDING: 500V AC FOR ONE MINUTE
 CONTACT RESISTANCE: 100m OHMS MAX
 INSULATION RESISTANCE: 1000M OHMS MIN AT DC 500V
 OPERATION TEMPERATURE: -40°C~+85°C
 *IN ORDER TO AVOID SHORT CIRCUIT NO-PATTERN AREA PROHIBITED
 INSULATION ELECTRONIC ELEMENT



RECOMMENDED P.C. BOARD LAYOUT (TOP VIEW)
 TOLERANCES UNLESS OTHERWISE SPEC. ± 0.05

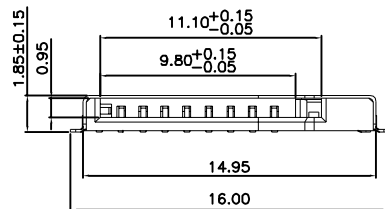
PAD AREA
 NO-PATTERN AREA

DATE CODE DESCRIPTION



PIN NUMBER	PIN ASSIGNMENT
1	DAT2
2	CD/DAT3
3	CMD
4	VDD
5	CLK
6	VSS
7	DAT0
8	DAT1
Cd	CARD DETECTION
G	GROUND

CARD DETECTION SWITCH	
WHEN CARD IS EJECTED	WHEN CARD IS INSERTED
OPEN	CLOSE
Cd G	Cd G



MORETHANALL
 PCB CONNECTORS
 Cable ASSEMBLIES

煜倫股份有限公司

www.morethanall.com

RoHS Compliant

DRAWING BY CY

CHECKED BY GENIUS

UNIT / mm SCALE 1 : 1


DATE

SIZE A4

TOLERANCES ARE

X, \pm
 .X \pm 0.30
 .XX \pm 0.20
 .XXX \pm 0.10
 ANG \pm 3°

PJECTION



ORDER INFORMATION

TFC-WPBE15B-08-LF
 SERIES | | | | LEADFREE
 | | | | 08WAY
 | | | | B TYPE
 | | | | EAR TO EAR 15.26mm
 90°SMT | | | | BOTTOM CONTACT
 | | | | PUSH PUSH

DESCRIPTION: MICRO SD (T-FLASH), SMT, FEMALE, PUSH-PUSH TYPE