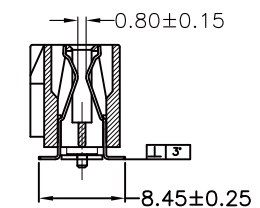
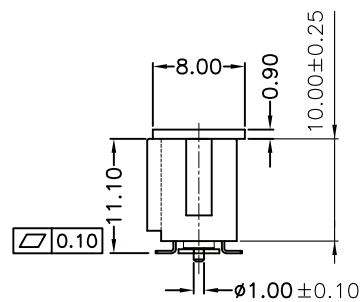


PIN數	A	B	C
36	7.65	6.00	25.00
64	21.65	20.00	39.00
98	38.65	37.00	56.00
164	71.65	70.00	89.00



SECTION: A-A

Note:

- 1:Electical Performance
  - 1.1.Dielectric Withstanding Voltabge: 500V/AC For 1.0 Minute.
  - 1.2.Contadt Resistance:30m
  - 1.3.insulation Resistance:1000M
  - 1.4.Current Rating:1.1A
- 2.Mechanical Performance.
  - 2.1.CONTACT INSERTION FORCE: 0.115Kg Max Per.Contact Pair.
  - 2.2.CONTACT WITHDRAWAL FORCE: 0.015Kg Min Per.Contact Pair.
  - 2.3.Terminal Retention Force (in housing): 0.5Kg Minper Terminal.
- 3.Material & Finish:
  - 3.1.Insulator:Hi-Temp NY-9T UL 94V-0,260'/10Sec, Black
  - 3.2.Contact: BRASS
  - 3.3.Plating: Tin Plating At Solder Tail Area;  
Gold Plating At Mating Area, All Over Nickel Plating.
- 4.Environmental:Operating Temperature: -55 C~+85 C

PCB LAYOUT

R

RoHS Compliant

TOLERANCES ARE



煜倫股份有限公司

www.morethanall.com

DRAWING BY CY

CHECKED BY GENIUS

UNIT / mm SCALE 1:1

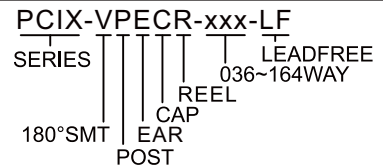
DATE

SIZE A4 PPROJECTION

- X, ±
- .X ± 0.20
- .XX ± 0.10
- .XXX ± 0.001
- ANG ± 3°

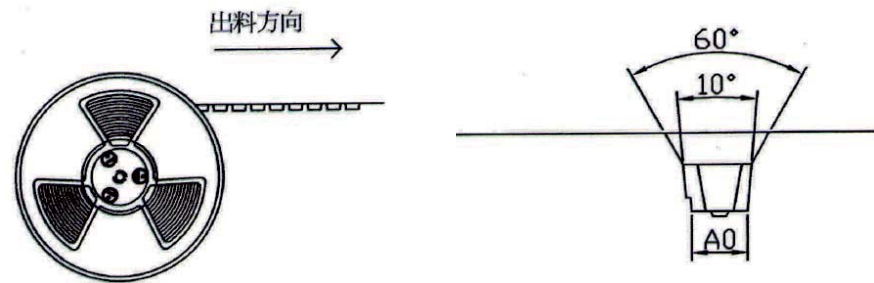
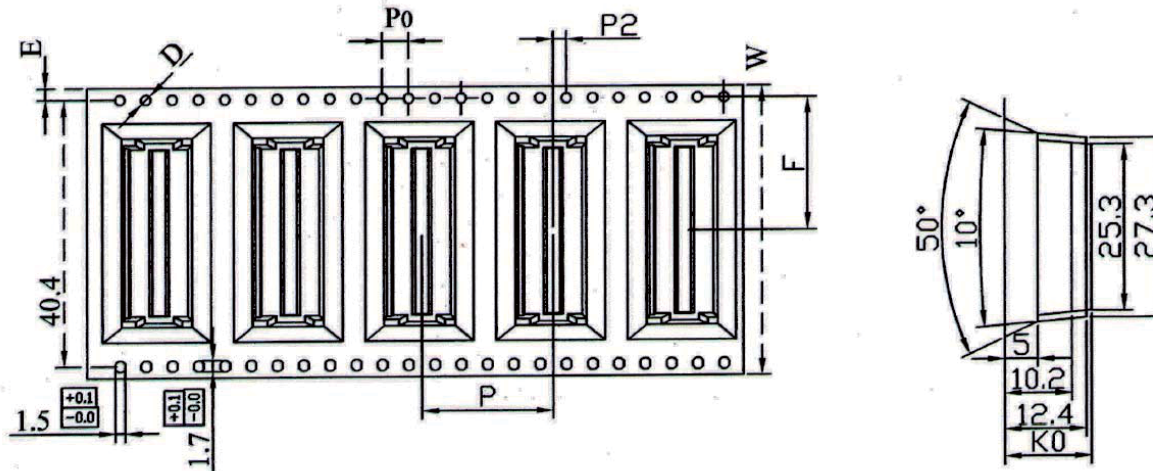


ORDER INFORMATION



DESCRIPTION: PCI PH:1.0 SMT 成品

ITEM	W	A0	B0	K0	K1	P	E	F	D	D1	P0	P2
DIM	44 <sup>+0.3</sup> <sub>-0.3</sub>	8.8 <sup>+0.1</sup> <sub>-0.1</sub>	27.3 <sup>+0.1</sup> <sub>-0.1</sub>	13.2 <sup>+0.1</sup> <sub>-0.1</sub>	12.4 <sup>+0.1</sup> <sub>-0.1</sub>	20 <sup>+0.1</sup> <sub>-0.1</sub>	1.75 <sup>+0.1</sup> <sub>-0.1</sub>	20.2 <sup>+0.1</sup> <sub>-0.1</sub>	1.5 <sup>+0.1</sup> <sub>-0.0</sub>	0 <sup>+0.25</sup> <sub>-0.0</sub>	4.0 <sup>+0.1</sup> <sub>-0.1</sub>	2.0 <sup>+0.1</sup> <sub>-0.1</sub>



**NOTE:**

1. 10 sprocket hole pitch cumulative tolerance  $\pm 0.2$
2. Carrier camber is 1mm in 100mm
3. A0 and B0 measured on a plane 0.3mm above the bottom of the pocket
4. K0 measured from a plane on the inside bottom of the pocket to the top surface of the carrier
5. All dimensions meet EIA-481-2 requirements
6. 22" 1R= 16.5M 750 PCS 13"1R= 5.5M 250PCS

**RoHS Compliant**

TOLERANCES ARE

**MORETHANALL**  
PCB CONNECTORS  
Cable ASSEMBLIES

DRAWING BY CY

CHECKED BY GENIUS

UNIT / mm SCALE 1:1

DATE

SIZE A4

X,  $\pm$   
.X  $\pm$  0.20  
.XX  $\pm$  0.10  
.XXX  $\pm$  0.001  
ANG  $\pm$  3°

P PROJECTION



**ORDER INFORMATION**

PCIX-VPECR-xxx-LF  
SERIES | REEL | CAP | EAR | POST | LEADFREE  
036~164WAY

**煜倫股份有限公司**

[www.morethanall.com](http://www.morethanall.com)

DESCRIPTION: PCI PH:1.0 SMT 成品