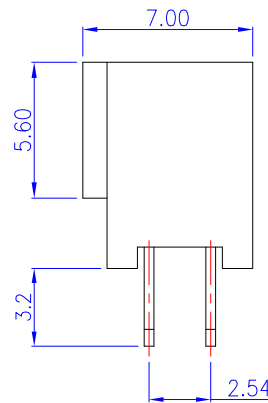
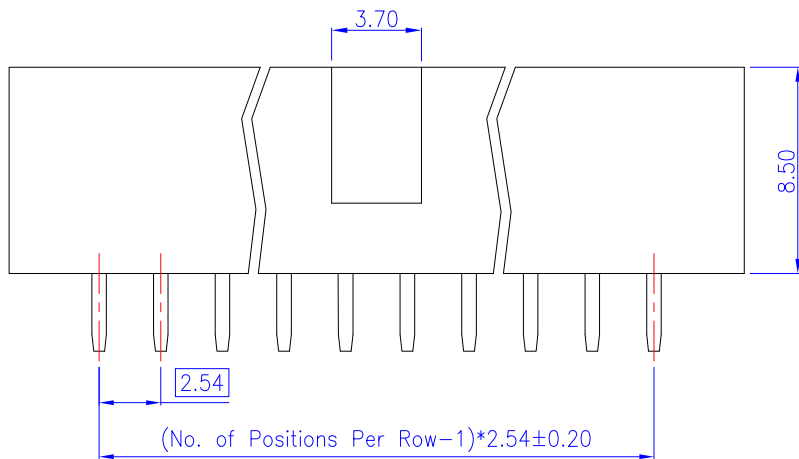


PCB Layout
(Top View)



Order Information	Dimension		
	Pos.	A	B
FK-DK-2X04	08	15.06	7.62
FK-DK-2X05	10	17.60	10.16
FK-DK-2X06	12	20.14	12.70
FK-DK-2X07	14	22.68	15.24
FK-DK-2X08	16	25.22	17.78
FK-DK-2X09	18	27.76	20.32
FK-DK-2X10	20	30.30	22.86
FK-DK-2X12	24	35.38	27.94
FK-DK-2X13	26	37.92	30.48
FK-DK-2X14	28	40.46	33.02
FK-DK-2X15	30	43.00	35.56
FK-DK-2X17	34	48.08	40.64
FK-DK-2X18	36	50.62	43.18
FK-DK-2X20	40	55.70	48.26
FK-DK-2X25	50	68.40	60.96
FK-DK-2X34	68	91.26	83.82

Material and Finish

1. Housing: Thermoplastic (UL94V-0), Black.
2. Terminal: Copper Alloy (t=0.40mm), Gold Plating.

Electrical Characteristics

1. Current Rating: 3.0 Amp. Max..
2. Dielectric Withstand Voltage:
1000V AC RMS for 60Seconds.
3. Insulation Resistance:
1000M Ohms Min. at 1000V DC.
4. Contact Resistance: 30m Ohms Max.

Mechanical Characteristics

1. Operating Temperature: -55°C ~ +105°C

RoHS Compliant

TOLERANCES ARE

MORETHANALL
PCB CONNECTORS
Cable ASSEMBLIES

DRAWING BY CY

CHECKED BY GENIUS

UNIT / mm


SCALE 1 : 1

DATE

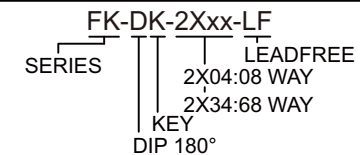
SIZE A4

PPOJECTION

X. ±
.X ± 0.30
.XX ± 0.20
.XXX ± 0.10
ANG ±



ORDER INFORMATION



DESCRIPTION: 2.54mm Post Header Receptacle PCB Mount Vertical Type
Dual Rows, With Short Key (W=6.00mm)

煜倫股份有限公司

www.morethanall.com