

P.C.Board Layout

Contract:

Contact: Brass.

Insulator: Nylon 6T.

Finish: Gold flash plated over nickel.

| Circuits | Dimension | |
|----------|-----------|-------|
| | A | B |
| 08 | 3.81 | 13.10 |
| 10 | 5.08 | 14.37 |
| 16 | 8.89 | 18.18 |
| 20 | 11.43 | 20.72 |
| 26 | 15.24 | 24.53 |
| 30 | 17.78 | 27.07 |
| 34 | 20.32 | 29.61 |
| 40 | 24.13 | 33.42 |
| 44 | 26.67 | 35.96 |
| 50 | 30.48 | 39.77 |
| 60 | 36.83 | 46.12 |
| 68 | 41.91 | 51.20 |
| 80 | 49.53 | 58.82 |
| 100 | 62.23 | 71.52 |

RoHS Compliant

TOLERANCES ARE

MORETHANALL
PCB CONNECTORS
Cable ASSEMBLIES

DRAWING BY CY

X.±

CHECKED BY GENIUS

.X±

UNIT / mm

SCALE 1 : 1

.XX±


DATE

.XXX±

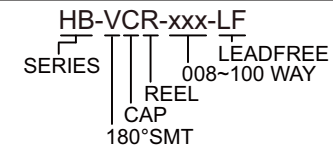
ANG±

SIZE A4

PJECTION



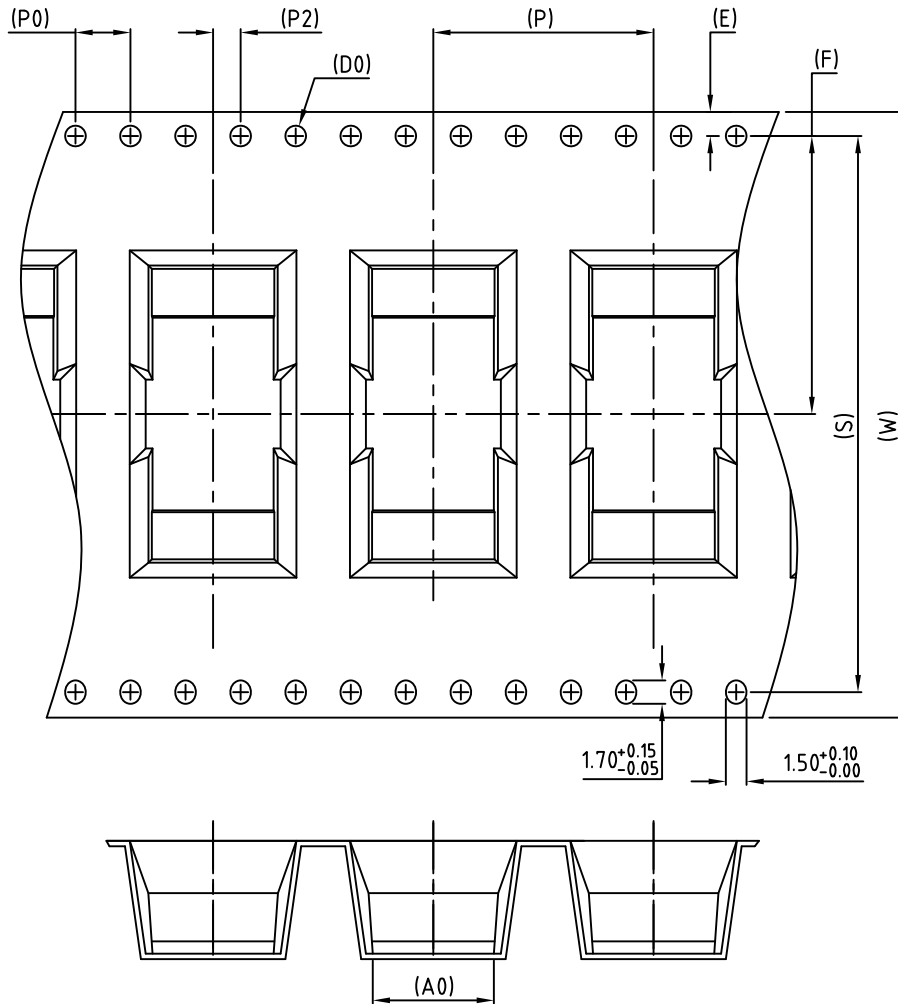
ORDER INFORMATION



煜倫股份有限公司

www.morethanall.com

DESCRIPTION: 1.27-2.54 Pitch Box Header SMT Type



| | | | | | | | |
|---|------------|----|-------------------------------------|----|-----------|----------------|------------|
| W | 44.00±0.30 | P | 16.00±0.10 | A0 | 8.80±0.10 | B0 | 21.10±0.10 |
| S | 40.40±0.10 | P0 | 4.00±0.10 | A1 | | B1 | 14.00±0.10 |
| E | 1.75±0.10 | P2 | 2.00±0.15 | A2 | | B2 | |
| F | 20.20±0.15 | D0 | ∅1.50± ₀ ^{0.10} | K0 | 8.20±0.10 | | |
| T | 0.40±0.05 | D1 | | K1 | 7.30±0.10 | COLOR : BK/ANT | |

RoHS Compliant

TOLERANCES ARE

MORETHANALL
PCB CONNECTORS
Cable ASSEMBLIES

DRAWING BY CY

CHECKED BY GENIUS


UNIT / mm SCALE 1 : 1

DATE

SIZE A4

X, ±
.X ±
.XX ±
.XXX ±
ANG ±

PPOJECTION



ORDER INFORMATION

HB-VCR-xxx-LF
SERIES REEL CAP 180°SMT
LEADFREE
008~100 WAY

煜倫股份有限公司

www.morethanall.com

DESCRIPTION: 1.27-2.54 Pitch Box Header SMT Type