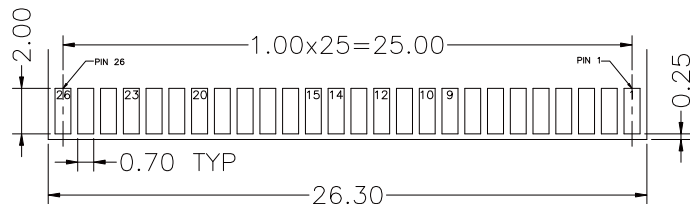


Section B-B

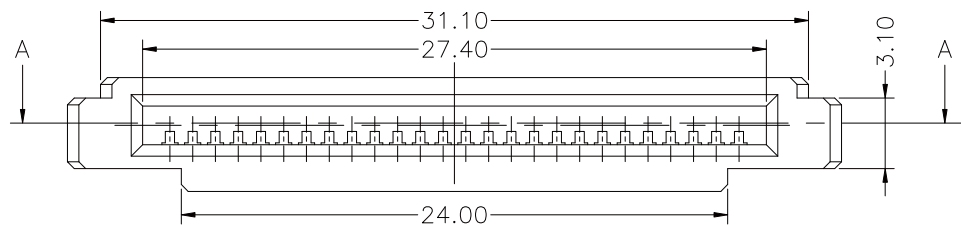
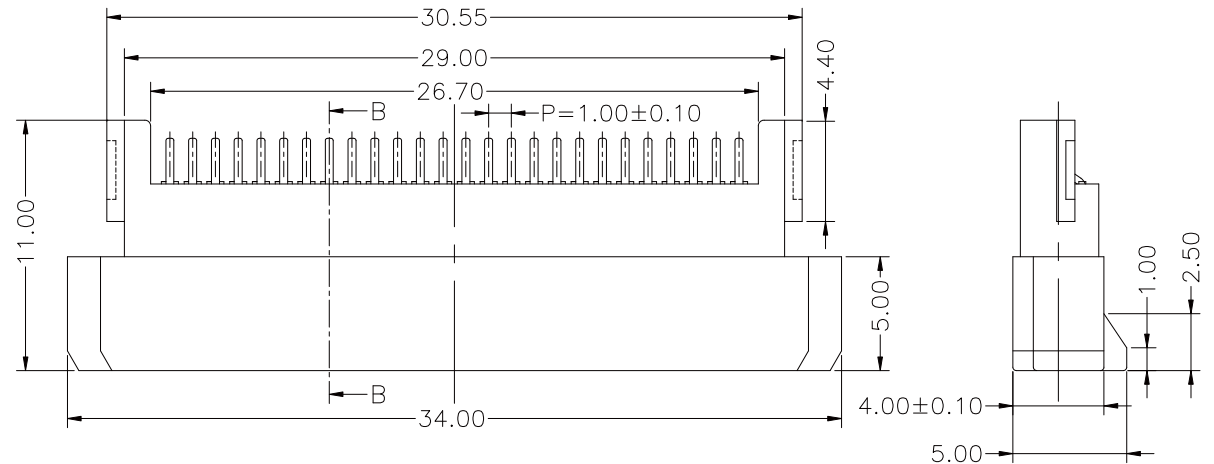
"A" = 0.0mm
0.2mm
0.5mm
1.0mm



Recommend P.C.B. layout
Tolarances ±0.05mm

Notes:

- 1). Material:
Insulator: LCP+30% G.F., UL 94V-0 rated, Color Black.
Contact: Phosphor Bronze
- 2). Plating
Contact area: Gold Plating 15 U" over Ni underplate.
Soldering Zone: Tin over Ni. undreplate.



RoHS Compliant

TOLERANCES ARE

MORETHANALL
PCB CONNECTORS
Cable ASSEMBLIES

煜倫股份有限公司

www.morethanall.com

DRAWING BY CY

CHECKED BY GENIUS

UNIT/ mm

SCALE 1:1

DATE

SIZE A4

PJECTION

X. ±
.X ±
.XX ±
.XXX ±
ANG ±



ORDER INFORMATION

PCE-SWxx-26-LF
SERIES | | LEADFREE
26WAY
00:A=0.0mm
02:A=0.2mm
04:A=0.4mm
05:A=0.5mm
10:A=1.0mm
FEMALE
90°SMT

DESCRIPTION: Express card connector