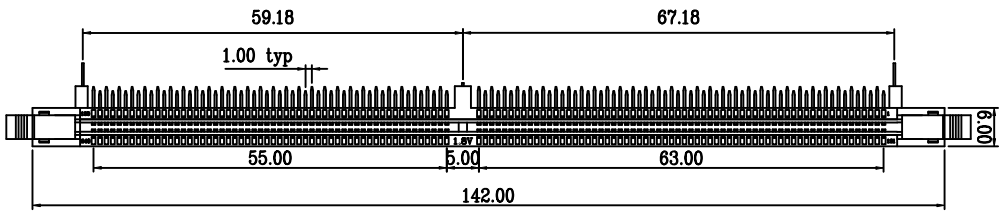

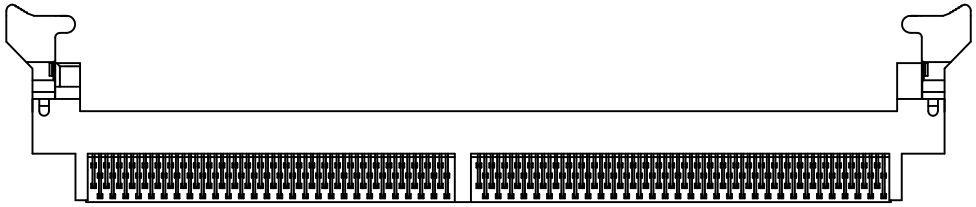

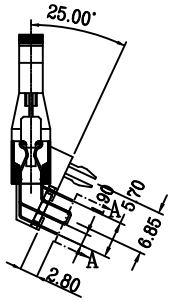

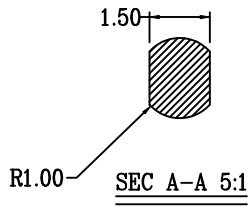

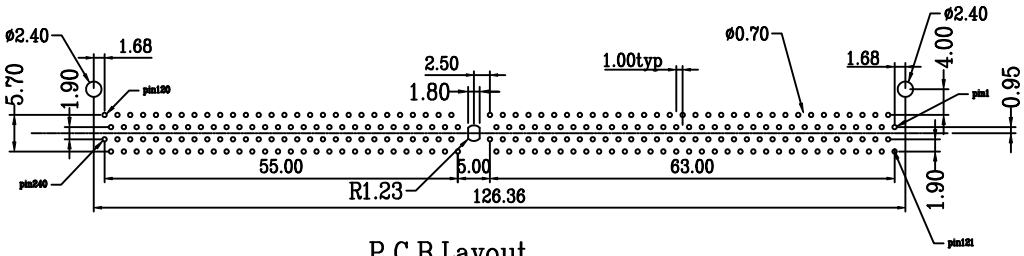

P.C.B.Layout

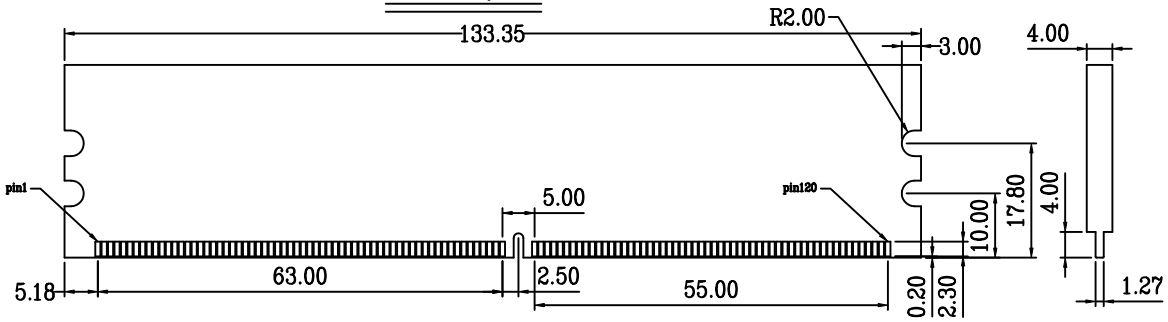

Recommended Module Layout

MATERIALS

* Body : Liquid Crystal Polstal (L.C.P.) UL (94V-0)
* Contact : Copper alloy
* Contact plated : gold over niket (40-60u")or tin plating
* Latch : Nylon 66 UL (94 V-0)

SPECIFICATION

* Contact curret rating : 1 AMP
* Conact resistance : 30 Milli OHMS Max.
* Insulation resistance : 5000 megoohms Min. iniitial
* Operating temperature : -55°C to +105°C
* Dielectric Withstanding Voltage : AC 500V
* Capacitance : 1pf Max.
* Durability : 25 cycle Min.
* Conact engaging force : 110 g Max. per conact,initial
* Contact separating force : 40 g Min. per contact,initial

RoHS Compliant

MORETHANALL PCB CONNECTORS Cable ASSEMBLIES
煜倫股份有限公司
www.morethanall.com

DRAWING BY CY		TOLERANCES ARE
CHECKED BY GENIUS		X. ± 0.50 .X ± 0.35 .XX ± 0.25 .XXX ± 0.05 ANG ±
UNIT / mm	SCALE 1 : 1	
DATE		
SIZE A4	PPOJECTION	



ORDER INFORMATION

DIM1-AZ-240V1819-LF

SERIES
CLIP
SLANT DIP
240 WAY
1.8V
ROW 1.9mm
LEADFREE

DESCRIPTION: DDR2 socket 240p lowprofile 25° type