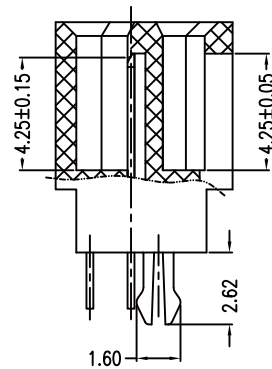
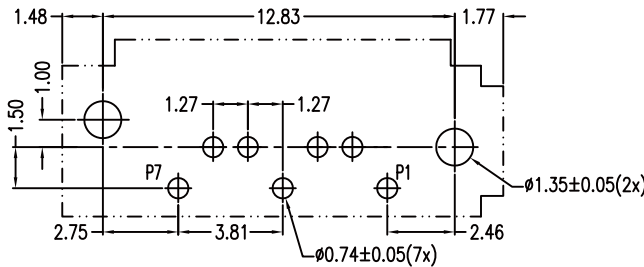


SECTION A-A



SECTION B-B



P.C.B. LAYOUT (T=1.60mm)
COMPONENT SIDE

NOTES:

***Material**

Housing: Nylon46+30%G.F or LCP+50%GF, UL 94V-0 rated.
 Contact: Brass;
 Plating: Au plating on contact area,
 Sn (100u" Min.) plating on solder tail,
 Ni (40u" Min.) underplating overall.
 Harpoon: Brass;
 Plating: Sn (100u" Min.) plating on solder tail,
 Ni (50u" Min.) underplating overall.

***Mechanical**

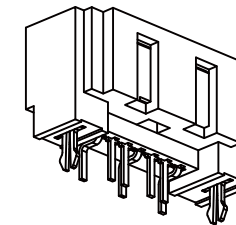
Insertion Force: 45N Max.
 Withdrawal Force: 10N Min.
 Durability: 500 Cycles.

***Electrical Specification**

Current Rating: 1.5 Ampere Per Contact;
 Contact Resistance: 30 mΩ Max.
 Insulation Resistance: 1000 MΩ Min.
 Dielectric Withstanding Voltage: 500V AC.

***Environmental**

Operating Temperature: -55°C to +85°C



RoHS Compliant

MORETHANALL
PCB CONNECTORS
Cable ASSEMBLIES


煜倫股份有限公司

www.morethanall.com

DRAWING BY CY
 CHECKED BY GENIUS
 UNIT/mm SCALE 1:1
 DATE
 SIZE A4 PPROJECTION

TOLERANCES ARE

X. ±
 .X ± 0.38
 .XX ± 0.25
 .XXX ± 0.20
 ANG ±



ORDER INFORMATION

SATA-PDR15ZC-07-LF
 SERIES | | | | | LEADFREE
 | | | | | 07WAY
 | | | | | CAGE
 | | | | | CLIP
 MALE | | | | | ROW/PITCH 1.5mm
 DIP 180° | | | | | RIGHT

DESCRIPTION: 7P Straight DIP B Type Shield (Two Hold) Male