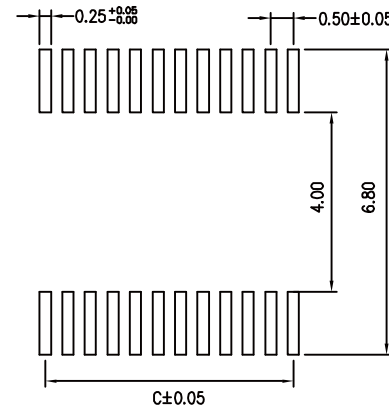
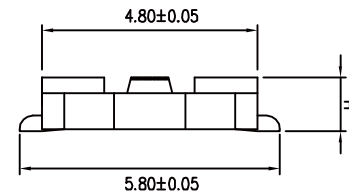
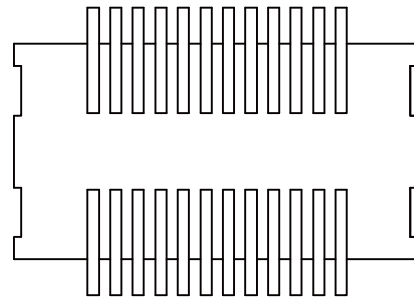

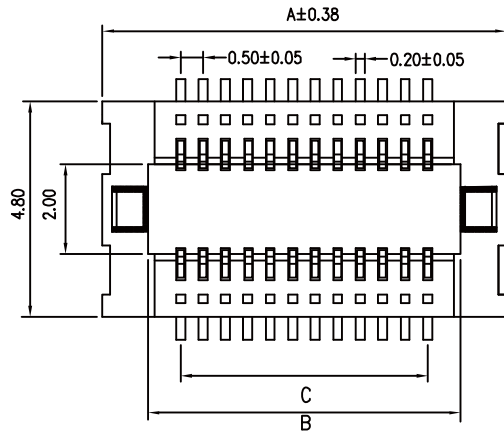


Circuits	Dimension		
	A	B	C
10	5.50	3.45	2.00
12	6.00	3.95	2.50
14	6.50	4.45	3.00
16	7.00	4.95	3.50
18	7.50	5.45	4.00
20	8.00	5.95	4.50
22	8.50	6.45	5.00
24	9.00	6.95	5.50
26	9.50	7.45	6.00
28	10.00	7.95	6.50
30	10.50	8.95	7.00
32	11.00	8.95	7.50
34	11.50	9.45	8.00
36	12.00	9.95	8.50
38	12.50	10.45	9.00
40	13.00	10.95	9.50
42	13.50	11.45	10.00
44	14.00	11.95	10.50
46	14.50	12.45	11.00
48	15.00	12.95	11.50
50	15.50	13.45	12.00
52	16.00	13.95	12.50
54	16.50	14.45	13.00
56	17.00	14.95	13.50
58	17.50	15.45	14.00
60	18.00	15.95	14.50
62	18.50	16.45	15.00
64	19.00	16.95	15.50
66	19.50	17.45	16.00
68	20.00	17.95	16.50
70	20.50	18.45	17.00
72	21.00	18.95	17.50
74	21.50	19.45	18.00
76	22.00	19.95	18.50
78	22.50	20.45	19.00
80	23.00	20.95	19.50
82	23.50	21.45	20.00
84	24.00	21.95	20.50
86	24.50	22.45	21.00
88	25.00	22.95	21.50
90	25.50	23.45	22.00
92	26.00	23.95	22.50
94	26.50	24.45	23.00
96	27.00	24.95	23.50
98	27.50	25.45	24.00
100	28.00	25.95	24.50



Recommended P.C.Board
Hole Layout

MATERIALS:

- (1) HOUSING:
HI-TEMP.PLASTIC(94V-0)
- (2) CONTACT:
COPPER ALLOY(t=0.2mm)
PLATING GOLD OVER NICKEL

SPECIFICATION:

- (1) CURRENT RATING: 0.5A MAX
- (2) INSULATION RESISTANCE:
1000 M MIN AT 500V DC.
- (3) DIELECTRIC WITHSTANDING VOLTAGE:
150V(r.m.s) AC AT 0.5mA FOR 1 MINUTE
- (4) CONTACT RESISTANCE: 50m MAX.
- (5) OPERATING TEMPERATURE:
-40°C~+105°C
- (6) MAX. PROCESSING TEMP:
230°C FOR 30 ~ 60 SECONDS

Mated Heigh		PART NO.	H
1.5mm	MALE	NP0519-P05X-xxx	1.25
	FEMALE	NP0519-S10X-xxx	1.35

RoHS Compliant

TOLERANCES ARE

MORETHANALL
PCB CONNECTORS
Cable ASSEMBLIES

煜倫股份有限公司

www.morethanall.com

DRAWING BY CY

CHECKED BY GENIUS


UNIT/ mm SCALE 1:1

DATE

SIZE A4

PJECTION

X. ±
.X ±
.XX ±
.XXX ±
ANG ±



ORDER INFORMATION

NP0519-S10X-xxx-LF

SERIES | LEADFREE
010~100WAY
NON POST
UNMATED HIGH 1.0mm
FEMALE

DESCRIPTION: 0.5mm Board to Board
Stacked Height 1.5~3.0mm Socket Type