

PCB LAYOUT(T=1.00mm)
COMPONENT SIDE

Pin No.	Signal Name
1	VBUS
2	D-
3	D+
4	ID
5	GND
6	MicB_SSTX-
7	MicB_SSTX+
8	GND_DRAIN
9	MicB_SSRX-
10	MicB_SSRX+

NOTES:

*Material

Housing: LCP+50%GF, UL 94V-0 rated, Color: Black;
 Contact: Phosphor Bronze;
 Plating: Au Plating on contact area, Au(Flash) Plating on solder tail, Ni(50u" Min) underplating over all;
 Shell: Stainless steel; Nickel(40u" Min) Plating.

*Mechanical

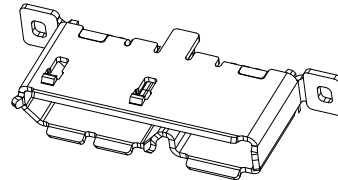
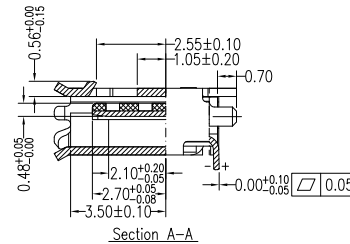
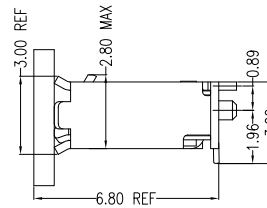
Insertion Force: 35N Max;
 Withdrawal Force: 8N Min;
 Durability: 10000 cycles Min.

*Electrical Specification

Current Rating: 1.8A(Only Pin1,5), 0.25A For Other Pin;
 Contact Resistance: 30mΩ Max;
 Insulation Resistance: 100MΩ Min;
 Dielectric Withstanding Voltage: 100V AC Min.

*Environmental

Operating Temperature: -55°C to +85°C.



RoHS Compliant

TOLERANCES ARE

DRAWING BY CY

X, ±

CHECKED BY GENIUS

.X ± 0.38

UNIT / mm

SCALE 1 : 1

.XX ± 0.25

DATE

.XXX ± 0.20

ANG ±

SIZE A4

PPOJECTION



ORDER INFORMATION

MISB-SVPMEG30C-10B-HF

SERIES | | | | HALOGEN FREE
 FEMALE | | | | 10 PIN B TYPE
 180°SMT | | | | METAL EAR
 POST | | | | GOLD 30u"

DESCRIPTION: Micro USB 3.0 Vertical B Type Receptacle(6.0)

MORETHANALL
 PCB CONNECTORS
 Cable ASSEMBLIES

煜倫股份有限公司

www.morethanall.com