

Technical Data:

Material:

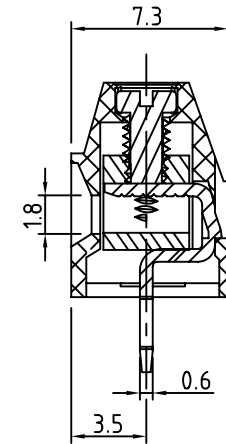
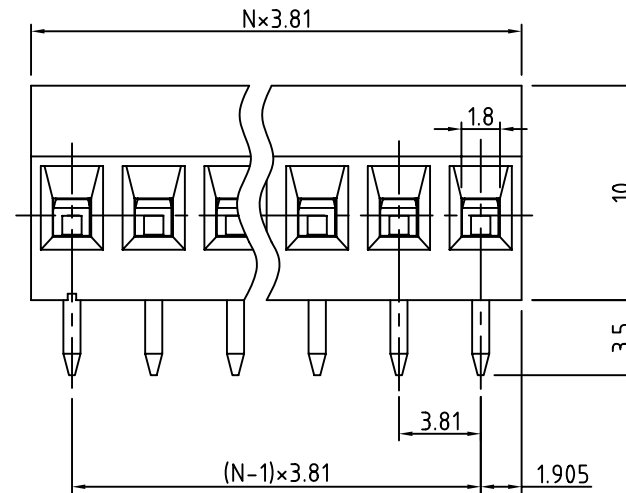
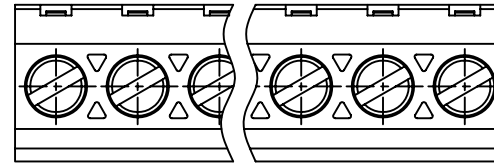
- Contact(metal housing): Brass (CuZn)
- Terminal screw: Steel galvanized and chromazite
or Nickel plated or Tin plted(standard)(option)
- Wire guard: Brass With Tin plted
- Surface of solder tail: Tin plated
- Insulator body(housing): Polyamide(Glass filled)(UL94V-0)

Electrical

- Voltage rating: 300VAC
- Current rating: 10Amps/way max
- Contact resistance: 20mΩ(max)
- Insulation resistance: 5000MΩ/1000V
- Withstanding Voltage: 1500VAC(1min) Test time=60sec/1pcs
- Wire range: 16-30AWG

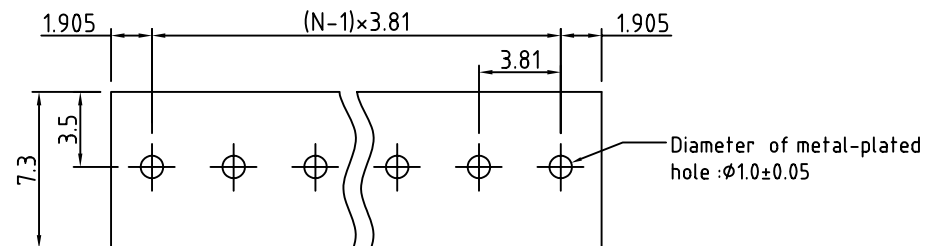
Mechanical:

- Torque: 2kgf.cm/M2.0
- Operating temperature: -30°C to +105°C
- Soldring reliability: Test temperature= 250°C±10°C
5 seconds max



N=Number of Contacts

P.C.B. LAYOUT



RoHS Compliant

TOLERANCES ARE



煜倫股份有限公司

www.morethanall.com

DRAWING BY CY

CHECKED BY GENIUS


UNIT / mm SCALE 1 : 1

DATE

SIZE A4

P PROJECTION

- X, ±
- .X ±
- .XX ±
- .XXX ±
- ANG ±



ORDER INFORMATION

TBH038-D10-xx-LF

SERIES | LEADFREE
02~24WAY
HIGH 10mm
DIP 180°

DESCRIPTION: