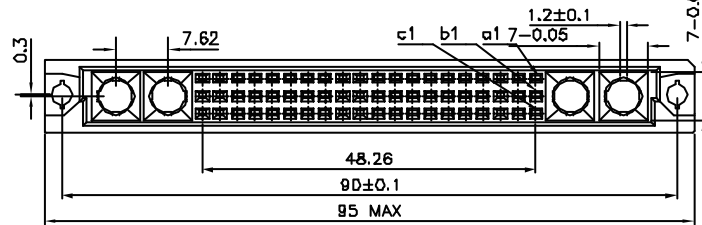
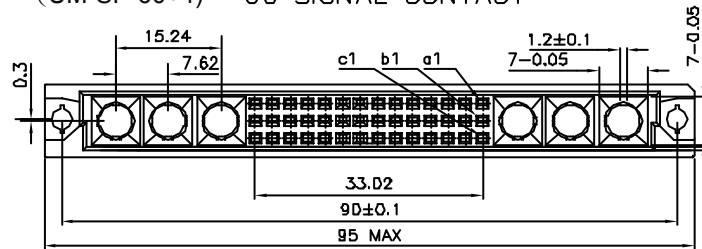


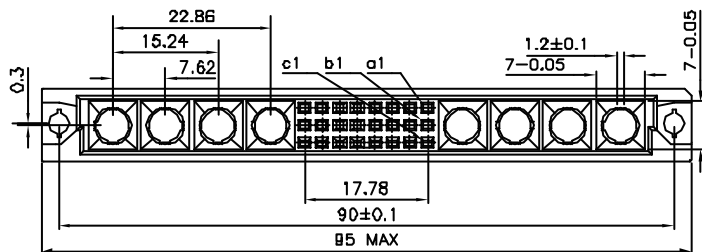
(UM-SP-78+2) 78 SIGNAL CONTACT



(UM-SP-60+4) 60 SIGNAL CONTACT



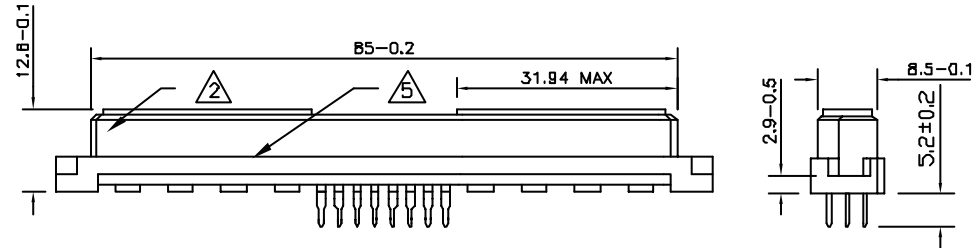
(UM-SP-42+6) 42 SIGNAL CONTACT



(UM-SP-24+8) 24 SIGNAL CONTACT

NOTES :

- △ CONNECTOR MEETS REQUIREMENT OF DIN 41612
- △ MATERIAL :
  - HOUSING: GLASS-FILLED PBT, COLOR GREY, UL 94V-0
  - CONTACT: PHOSPHOR BRONZE
- △ CONTACT MATING SIDE LENGTH
  - STANDARD : 5.05-0.25mm
  - EXTENDED : 5.60+0.2/-0.05mm
  - SHORT : 4.25+0.1/-0.05mm
- △ CONTACT FINISH (OPTION IN PART NUMBER)
  - 1.5: 50u"(1.27um) GOLD PLATING ON MATING AREA, TIN PLATING ON TAIL AREA, FLASH GOLD PLATING ON NON-MATING AREA, NICKEL UNDERPLATE ALL OVER
  - 1: 30u"(0.75um) GOLD PLATING ON MATING AREA, TIN PLATING ON TAIL AREA, FLASH GOLD PLATING ON NON-MATING AREA, NICKEL UNDERPLATE ALL OVER
  - 2: 15u"(0.38um) GOLD PLATING ON MATING AREA, TIN PLATING ON TAIL AREA, FLASH GOLD PLATING ON NON-MATING AREA, NICKEL UNDERPLATE ALLOVER
  - BLANK: FLASH GOLD PLATING ON MATING AREA AND NON-MATING AREA, TIN PLATING ON TAIL AREA, NICKEL UNDERPLATE ALLOVER
- △ CONNECTOR PRINTED WITH COMPANY NAME, PART NUMBER, AND BATCH NUMBER



RoHS Compliant

TOLERANCES ARE

**MORETHANALL**  
PCB CONNECTORS  
Cable ASSEMBLIES

煜倫股份有限公司

www.morethanall.com

DRAWING BY CY

CHECKED BY GENIUS

UNIT / mm SCALE 1 : 1

DATE

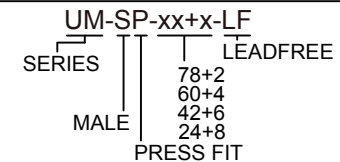
SIZE A4

X, ±  
.X ± 0.20  
.XX ± 0.10  
.XXX ±  
ANG ±

PJECTION

照片框

ORDER INFORMATION



DESCRIPTION: FEMALE, TYPE M, 78/60/42/24 CONTACTS, STRAIGHT PRESS-FIT CONNECTORS CUSTOMER DRAWING