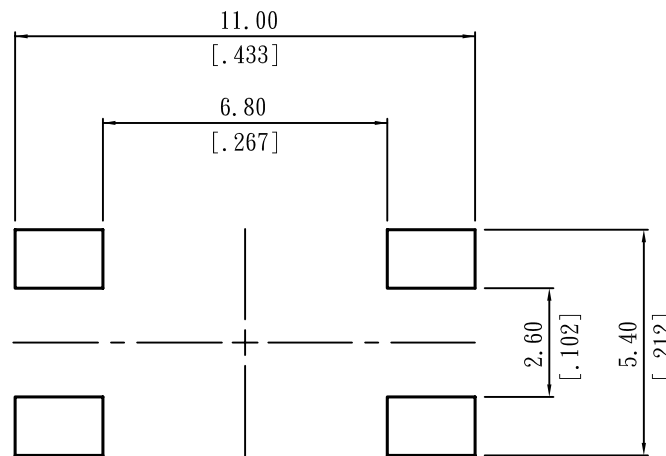
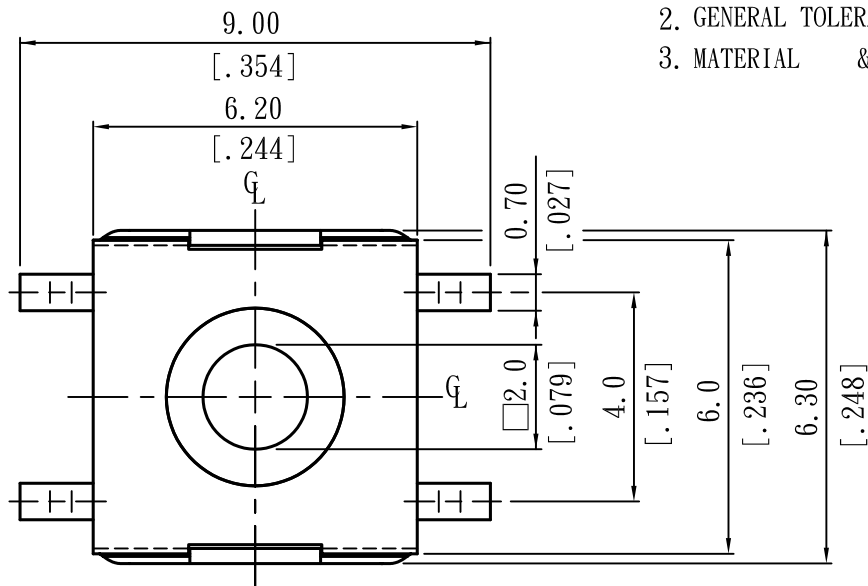


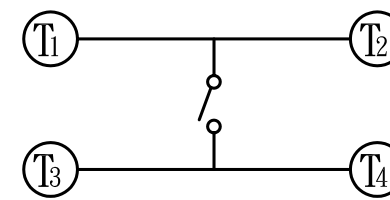
NOTE:

1. ALL DIMENSIONS ARE IN MILLIMETERS, BRACKETED DIMENSIONS ARE IN INCHES.
2. GENERAL TOLERANCES MAX. ±0.20mm.
3. MATERIAL & □ : SEE PAGE 3 OF 3.

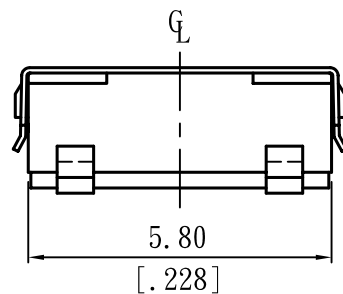
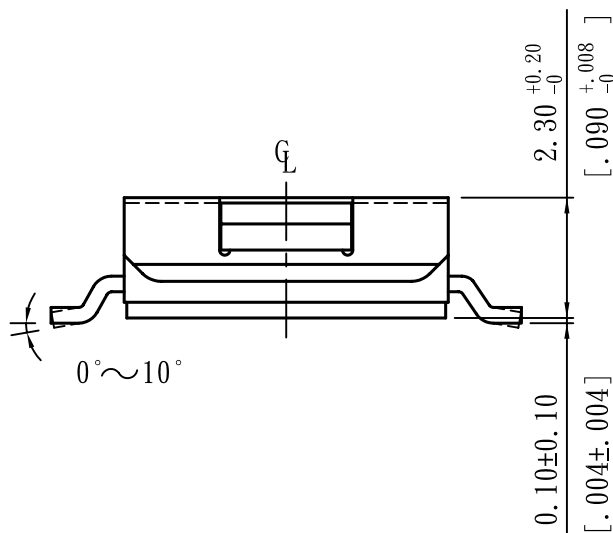


(SCALE 8:1)

P. C. B. LAYOUT



CIRCUIT DIAGRAM



TSW66-V23-160-LF
160:160g LEADFREE

RoHS Compliant

MORETHANALL
CONNECTORS
ASSEMBLIES

煜倫股份有限公司

PART NO. TSW66-V23-160

DWG NO. TSW66-V23-160

FILE NO.

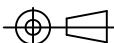
UNIT / mm

SCALE 1:1

CHECKED BY CY

DRAWING BY

PROJECTION



TOLERANCES ARE

.X ±
.XX ±
.XXX ±
AWG

DESCRIPTION:

TACT SWITCH 6X6 SMT / WASHABLE
TYPE (H=2.3mm)

AREA

REVISIONS

HK

DATE