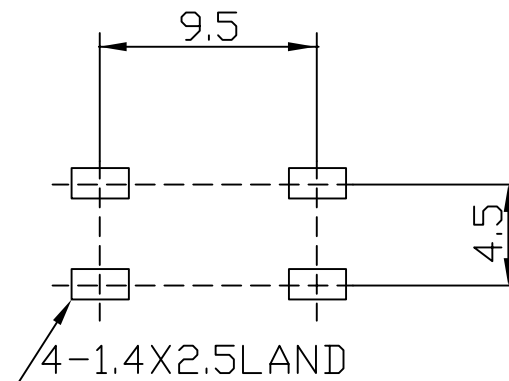
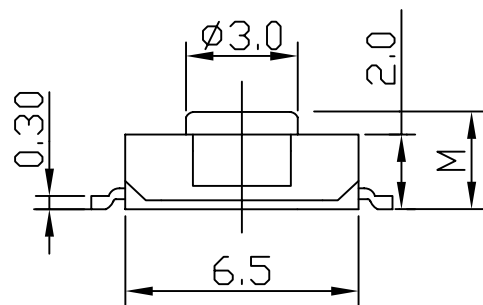


CIRCUIT DIAGRAM



P.C.BLAYOUT



SPECIFICATIONS

- 1.RATING:DC 12V,50ma Max
- 2.TRAVEL:0.25±0.1m/m
- 3.OPERATING FORCE:160±30gf or 250±50gf
- 4.LIFE:100.000Cycles Min

ITEM	DESCRIPTION	QTY	MATERIALS	TREATMENT
1	BASE	1	NYLON 46G30%	
2	COVER	1	SPCC	Ni plating
3	STEM	1	NYLON 46G30%	
4	TERMINAL	1	BRASS t=0.2	Ag plating
5	CONTACTOR	1	CS210R-EH t=0.05	Ag plating

Item	WITH	WITHOUT
TER LENGTH(L)	A:8.0mm	B:10mm
STEM HEIGHT(M)	S:2.5mm	H:3.1mm

MORE THAN ALL
CONNECTORS
ASSEMBLIES

PART NO. TSW66-V031-250

DWG NO. TSW66-V031-250

CHECKED BY CY

TOLERANCES ARE

.X ±0.2
.XX ±
.XXX ±
AWG

DESCRIPTION:

煜倫股份有限公司

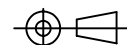
FILE NO.

DRAWING BY

UNIT / mm

SCALE 1:1

PROJECTION



AREA

REVISIONS

HK

DATE