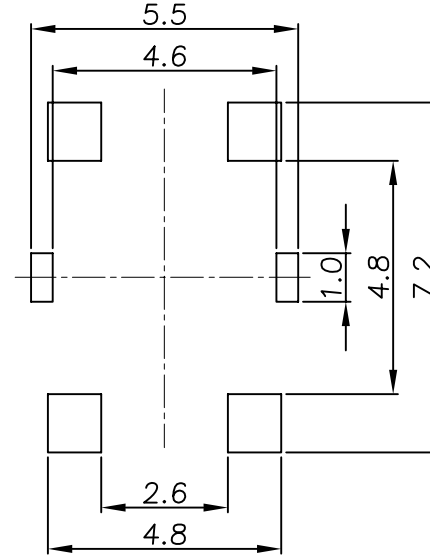
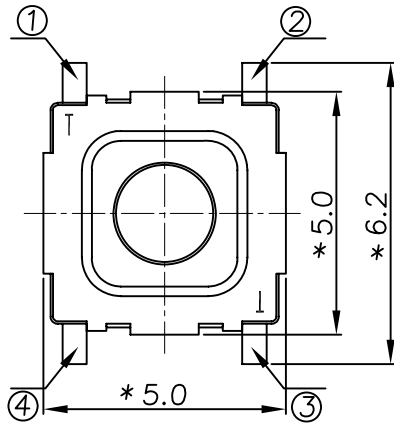
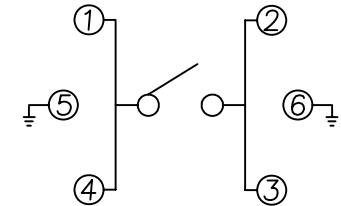


P.C.B MOUNTING
PATTERN DIMENSION

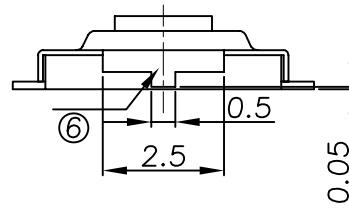
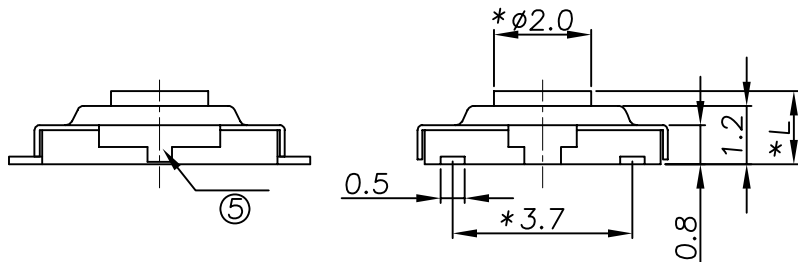


CIRCUIT DIAGRAM



Specifications

1. Rating : DC15V, 20mA Max.
2. Travel : 0.25 +0.1/-0.2mm
3. Contact resistance : 100mΩ Max.



Model	Stem Color	Operating Force	Life Cycles
TSW55-Vxx-160	Black	160±50gf	1,000,000 cycle

4.* " " Mark is inspection dimension

height	L
	1.5
	1.6

6	Dust Cover	PI Film	1	Yellow
5	Contact	Stainless Steel	1	Ag Clad
4	Terminal	Brass	4	Ag Plated
3	Cover	Phosphor Bronze	1	Natural
2	stem	LCP	1	See knob Color diagram
1	Case	LCP	1	Black
NO	Part Name	Material	Q"ty	Finishing

RoHS Compliant

TOLERANCES ARE

MORETHANALL
PCB CONNECTORS
Cable ASSEMBLIES

煜倫股份有限公司

www.morethanall.com

DRAWING BY CY

CHECKED BY GENIUS

UNIT / mm SCALE 1 : 1

DATE

SIZE A4

X, ±
.X ± 0.40
.XX ± 0.30
.XXX ± 0.20
ANG ± 2°

PJECTION

照片框

ORDER INFORMATION

TSW55-VxxE-160-LF

SERIES
LEADFREE
160g
GROUND WIRE
15:HIGH 1.5mm
16:HIGH 1.6mm
180°SMT

DESCRIPTION: TACT SWITCH