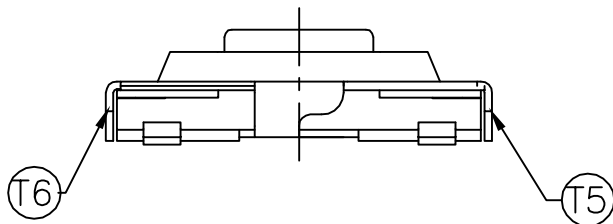


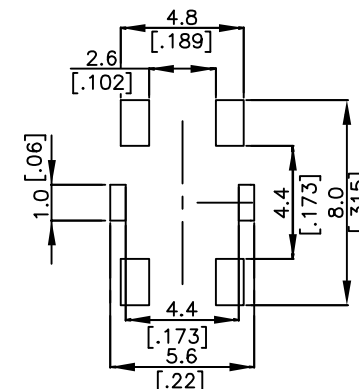
WITH GROUND
CIRCUIT DIAGRAM



NOTE:
1. ALL DIMENSIONS ARE IN MILLIMETERS.
BRACKETED DIMENSIONS ARE IN INCHES.
2. GENERAL TOLERANCES ±0.20mm.

See Table 1

PART NO	OF
TSW55-V15ER-070	70gf
TSW55-V15ER-100	100gf
TSW55-V15ER-160	160gf
TSW55-V15ER-260	260gf
TSW55-V15ER-350	350gf



WITH GROUND
P.C.B LAYOUT

RoHS Compliant

TOLERANCES ARE

MORETHANALL
PCB CONNECTORS
Cable ASSEMBLIES

煜倫股份有限公司

www.morethanall.com

DRAWING BY CY

CHECKED BY GENIUS

UNIT / mm SCALE 1 : 1

DATE

SIZE A4

X, ±
.X ±
.XX ±
.XXX ±
ANG ±

P PROJECTION

照片框

ORDER INFORMATION

TSW55-V15ER-xxx-LF

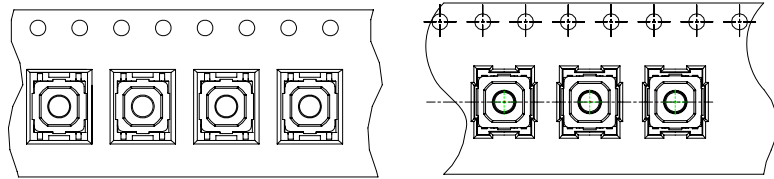
SERIES LEADFREE

180°SMT
HIGH 1.5mm
GROUND WIRE

REEL

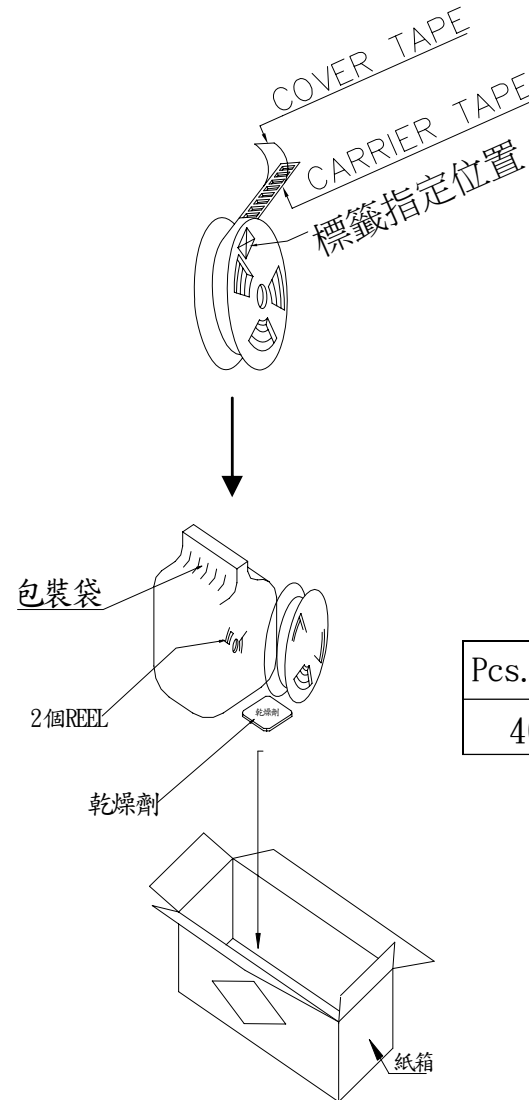
DESCRIPTION: TACT SWITCH H:1.5mm

成品包裝說明



TMG-5包裝示意圖

1. CARRIER TAPE 須預留160mm長(約20 Pitch槽孔)才可擺入成品, COVER TAPE 亦同。
2. 擺完成品後, 尾端亦須最少預留:
 - 2.1. CARRIER TAPE~240mm(約30個Pitch槽孔)。
 - 2.2. COVER TAPE~配合CARRIER TAPE 長度覆蓋後, 需再超出160mm以上。
3. COVER TAPE與CARRIER覆蓋附著強度需在10~130g。(撕開速率1分鐘在300±10mm, 撕開方向與膠捲相反, 角度介於165~180度)
4. 如圖所示, 將成品置入CARRIER TAPE(承載塑膠料帶)內, 以COVER TAPE(覆蓋用膠帶)貼附於上, 並配合帶裝機自動捲繞於塑膠REEL收料, 定量包裝後再放入包裝外箱。
5. COVER TAPE 不可有浮起及未貼附於CARRIER TAPE或成品放置浮起之現象發生。
6. 零箱部份, 出貨時需以緩衝物填滿。
7. REEL包裝時, 需用包裝袋封裝[2盤裝1袋]; 袋裡需加1包乾燥劑~
8. 每盤REEL中的標籤, 需依示意圖中方式張貼才可。



全箱
(420×352×352)

Pcs. / REEL	REEL / 箱	Pcs. / 箱
4000	15	60000

RoHS Compliant

TOLERANCES ARE

MORETHANALL
PCB CONNECTORS
Cable ASSEMBLIES

煜倫股份有限公司

www.morethanall.com

DRAWING BY CY

CHECKED BY GENIUS

UNIT / mm SCALE 1 : 1

DATE

SIZE A4

X, ±

.X ±

.XX ±

.XXX ±

ANG ±

PJECTION

照片框

ORDER INFORMATION

TSW55-V15ER-xxx-LF

SERIES LEADFREE

180°SMT 070:70g

HIGH 1.5mm 100:100g

GROUND WIRE 160:160g

350:350g

REEL

DESCRIPTION: TACT SWITCH H:1.5mm