

Technical Data:

Material:

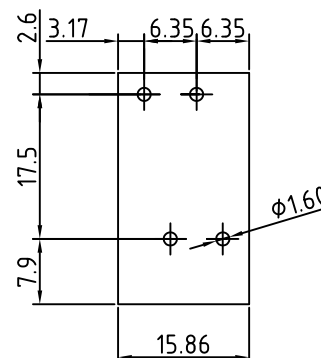
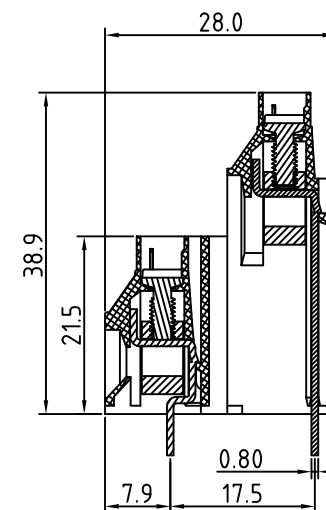
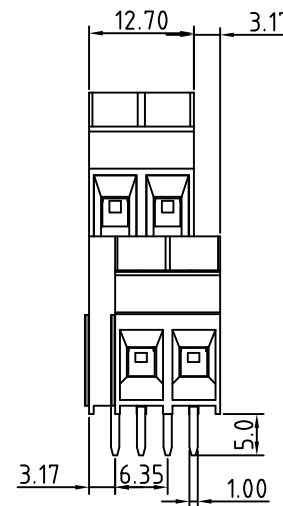

- Contact(metal housing): Brass Machined(option)
- Terminal screw: Steel galvanized and achromatized
- Solder Pin: Brass with Tin plated
- Insulator body(housing): Polyamide(Glass filled)(UL94V-0)

Electrical

- Voltage rating: 300VAC
- Current rating: 30 Amps/way max
- Contact resistance: 20mΩ (max)
- Insulation resistance: 5000MΩ /1000V
- Withstanding Voltage: 2000VAC(1min) Test time=60sec/1pcs
- Wire range: 10-30AWG

Mechanical:

- Torque: 4kgf.cm/M3
- Operating temperature: -30°C to +105°C
- Soldering reliability:
Test temperature= 250°C±10°C
5 seconds max



PCB. LAYOUT

TBH063B1-D21R-02-LF
LEADFREE

RoHS Compliant



PART NO. TBH063B1-D21R-02

DWG NO. TBH063B1-D21R-02

FILE NO.

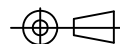
UNIT / mm

SCALE 1:1

CHECKED BY CY

DRAWING BY

PROJECTION



TOLERANCES ARE

.X ± 0.3
.XX ± 0.1
XXX ±
AWG

DESCRIPTION:

AREA

REVISIONS

HK

DATE

焯倫股份有限公司