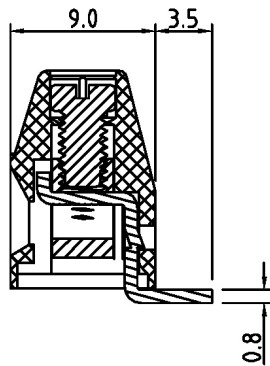
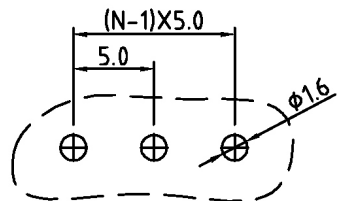


N=Number of contacts

P.C.B Layout



Technical Data:

Material:

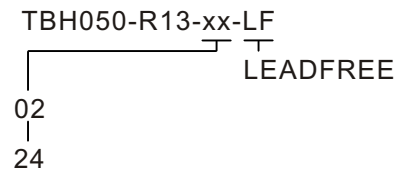
- Contact(metal housing): Brass Machined(option)
- Terminal screw: Steel galvanized and chromated
- Solder Pin: Brass with Tin plated
- Insulator body(housing): Polyamide(Glass filled)(UL94V-0)

Electrical

- Voltage rating: 300VAC
- Current rating: 16 Amps/way max
- Contact resistance: 20mΩ(max)
- Insulation resistance: 5000MΩ/1000V
- Withstanding Voltage: 2500VAC(1min) Test time=60sec/1pcs
- Wire range: 12-28AWG

Mechanical:

- Torque: 4kgf.cm/M3
- Operating temperature: -33°C to +120°C
- Soldering reliability:
Test temperature= 250°C±10°C
5 seconds max



RoHS Compliant



PART NO. TBH050-R13-xx

DWG NO. TBH050-R13-xx

CHECKED BY CY

TOLERANCES ARE

DESCRIP TION:

FILE NO.

DRAWING BY

.X ± 0.2
.XX ± 0.1
.XXX ±
AWG

AREA	REVISIONS	HK	DATE
------	-----------	----	------

煜倫股份有限公司

UNIT / mm

SCALE 1:1

PROJECTION