

N=Number of poles


Dim L=N×5.0
Dim B=(N-1)×5.0

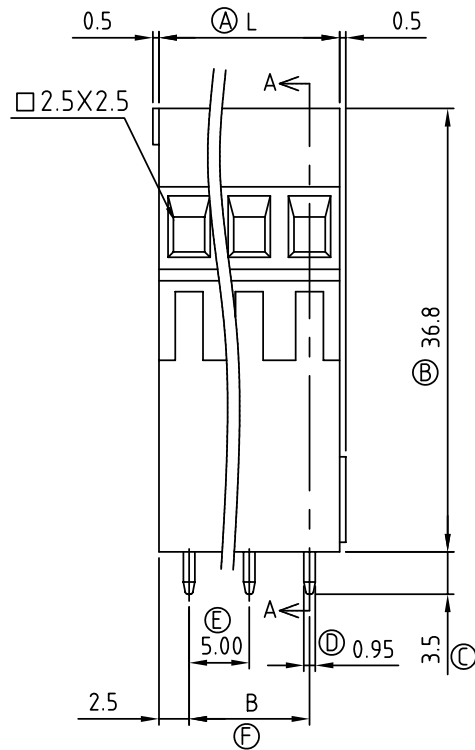
Poles	Dim L Tol	Dim B Tol
2P-8P	±0.20	±0.15
9P-16P	±0.30	±0.25
17P-24P	±0.40	±0.35

Material

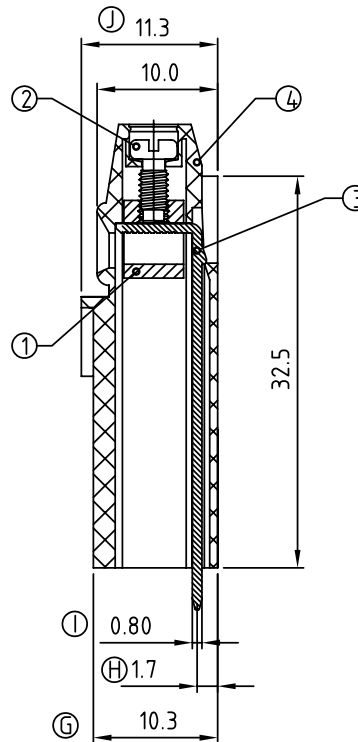
- Item ① Terminal body(metal housing): Brass(CuZn)
- Item ② Terminal screw: Steel Zinc plating "-" slot type
- Item ③ Contacts: Brass, Tin plated
- Item ④ Insulator (housing): Thermoplastic (UL94V-0)

Electrical

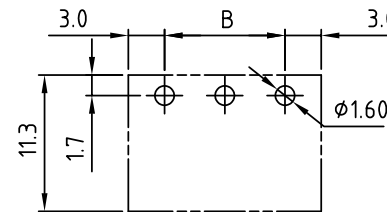
- Voltage rating: 300VAC
- Current rating: 10A
- Wire range:
- Solid wire(AWG): 12-24
- Stranded wire(AWG): 12-24
- Torque(Lb-In): 3.5
- Screw: M2.5
- Wire strip length: 6-7mm
- Withstanding Voltage: 1.6KV
- Operating temperature: -40°C to +115°C
- Soldering temperature: 250°C±10°C/5 Sec
- Safety Approval: 



N=Number of contacts



SECTION A-A



P.C.B. LAYOUT

TBH050-D36-xx-LF
LEADFREE

RoHS Compliant



PART NO. TBH050-D36-xx

DWG NO. TBH050-D36-xx

FILE NO.

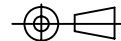
UNIT / mm

SCALE 1:1

CHECKED BY CY

DRAWING BY

PROJECTION



TOLERANCES ARE

.X ± 0.2

.XX ±

.XXX ±

AWG

DESCRIPTION:

AREA

REVISIONS

HK

DATE

煜倫股份有限公司