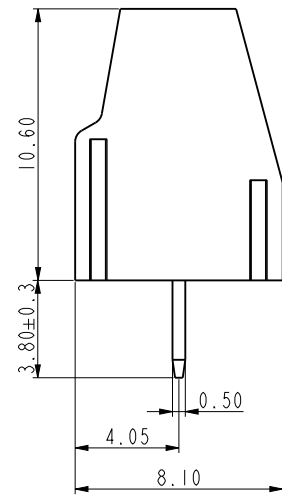
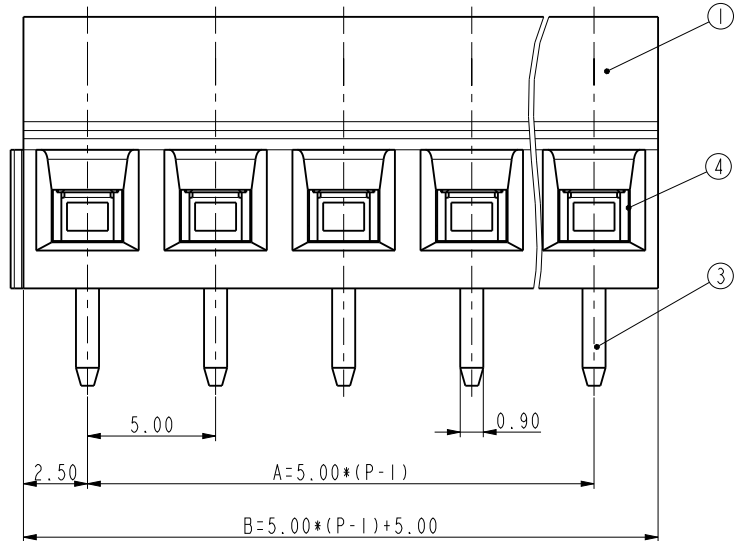
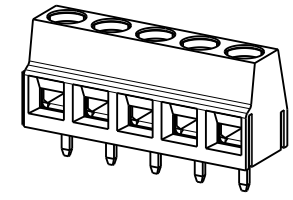


PCB LAYOUT



4	WIRE CAGE	STEEL	M2.5/ Zn Plated
3	SOLDER PIN	COPPER ALLOY	Tin Plated
2	SCREW	STEEL	M2.5/ Zn PLATED
1	HOUSING	PA66	UL94-V0
ITEM	NAME OF PART	MATERIAL	NOTES

P	2	3	4	5	6	7	8	9	10	11	12	13
A	5.00	10.00	15.00	20.00	25.00	30.00	35.00	40.00	45.00	50.00	55.00	60.00
B	10.00	15.00	20.00	25.00	30.00	35.00	40.00	45.00	50.00	55.00	60.00	65.00
P	14	15	16	17	18	19	20	21	22	23	24	
A	65.00	70.00	75.00	80.00	85.00	90.00	95.00	100.00	105.00	110.00	115.00	
B	70.00	75.00	80.00	85.00	90.00	95.00	100.00	105.00	110.00	115.00	120.00	

Total Pitch Tolerances		Normal dimension Tolerances	
0-30	±0.20	0-30	±0.25
over 30-53	±0.25	over 30-53	±0.30
over 53-70	±0.30	over 53-70	±0.35
over 70-90	±0.35	over 70-90	±0.44
over 90-115	±0.44	over 90-115	±0.55
over 115-150	±0.55	over 115-150	±0.70
over 150-200	±0.70	over 150-200	±0.85
over 200-250	±0.85	over 200-250	±1.00
over 250-320	±1.00	over 250-320	±1.20

RoHS Compliant

TOLERANCES ARE



DRAWING BY CY

CHECKED BY GENIUS

UNIT / mm SCALE 1:1

DATE

SIZE A4

X, ±  
.X ±  
.XX ±  
.XXX ±  
ANG ±

PJECTION

照片框

ORDER INFORMATION

TBH050-D10xx-xx-LF

SERIES | LEADFREE  
02-24WAY  
BK:BLACK  
GE:GREY  
YL:YELLOW  
OR:ORANGE

DESCRIPTION:

煜倫股份有限公司

www.morethanall.com