

Technical Data:

Material:

Contact(metal housing): Brass (CuZn)
 Terminal screw: Steel galvanized and chromate
 or Nickel plated or Tin plated(standard)(option)

Wire guard: Brass With Tin plated

Surface of solder tail: Tin plated

Insulator body(housing): Polyamide(Glass filled)(UL94V-0)

Electrical

Voltage rating: 300VAC

Current rating: 10Amps/way max

Contact resistance: 20mΩ(max)

Insulation resistance: 5000MΩ/1000V

Withstanding Voltage: 1500VAC(1min) Test time=60sec/1pcs

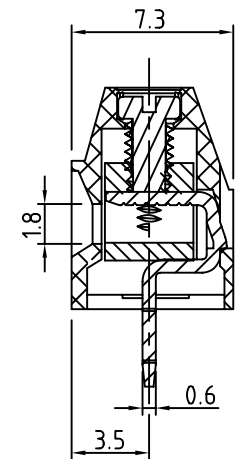
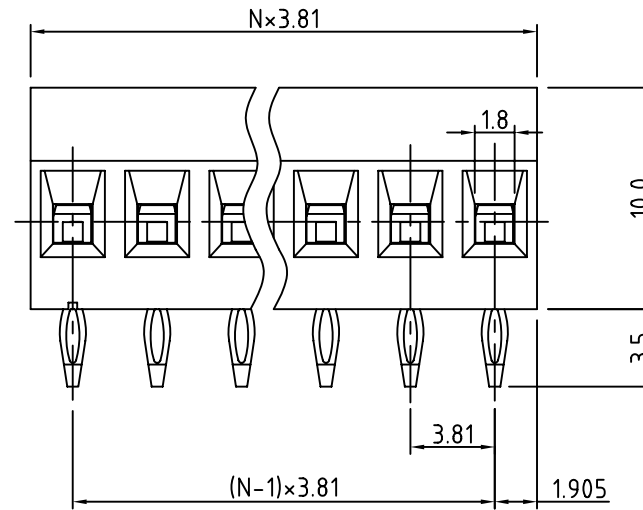
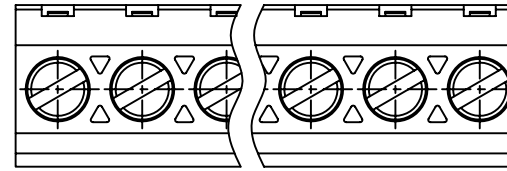
Wire range: 16-30AWG

Mechanical:

Torque: 2kgf.cm/M2.0

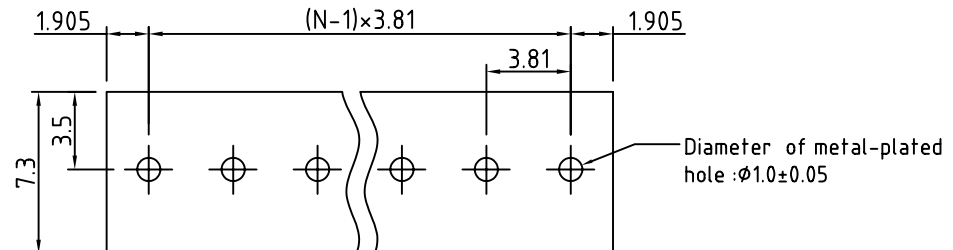
Operating temperature: -30°C to +105°C

Soldering reliability: Test temperature= 250°C±10°C
 5 seconds max



N=Number of Contacts

P.C.B. LAYOUT



PART NO. TBH038-P10-xx

DWG NO. TBH038-P10-xx

CHECKED BY CY

TOLERANCES ARE

DESCRIP TION:

FILE NO.

DRAWING BY

.X ±0.3
.XX ±0.1
.XXX
AWG

AREA	REVISIONS	HK	DATE
------	-----------	----	------

煜倫有限公司

UNIT / mm

SCALE 1:1

PROJECTION