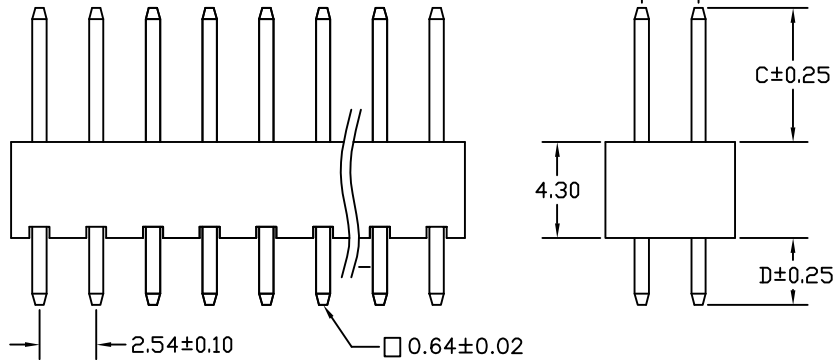
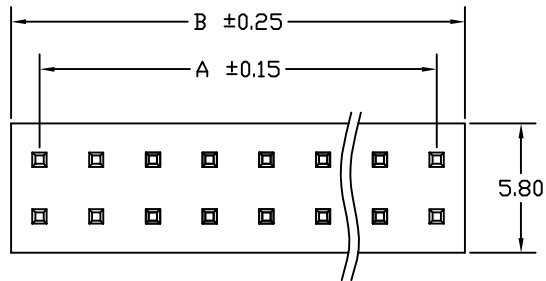


No. of DIMENSIONS REMARK

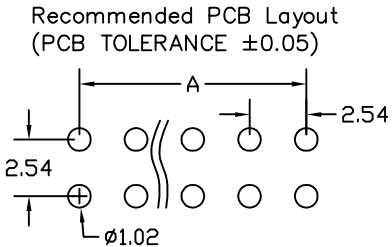
Contacts	A	B	(備註)
6	5.08	7.62	
8	7.62	10.16	○
10	10.16	12.70	○
12	12.70	15.24	○
14	15.24	17.78	○
16	17.78	20.32	○
18	20.32	22.86	○
20	22.86	25.40	○
22	25.40	27.94	○
24	27.94	30.48	○
26	30.48	33.02	○
28	33.02	35.56	○
30	35.56	38.10	○
32	38.10	40.64	○
34	40.64	43.18	○
36	43.18	45.72	○
38	45.72	48.26	○
40	48.26	50.80	○
42	50.80	53.34	○
44	53.34	55.88	○
46	55.88	58.42	○
48	58.42	60.96	○
50	60.96	63.50	○
52	63.50	66.04	○
54	66.04	68.58	○
56	68.58	71.12	○
58	71.12	73.66	○
60	73.66	76.20	○
62	76.20	78.74	○
64	78.74	81.28	○
66	81.28	83.82	○
68	83.82	86.36	○
70	86.36	88.90	○
72	88.90	91.44	○
74	91.44	93.98	○
76	93.98	96.52	○
78	96.52	99.06	○
80	99.06	101.60	○



SPECIFICATIONS

Current Rating: 3 Amps
 Insulator resistance: 5000 Megohms min.
 Dielectric withstanding: AC 500 V
 Operating Temperature: -40~+105°C
 Contact Material: Copper alloy
 Insulator Material: Thermoplastic,UL 94V-0
 Color : Black

Finish: Tin,Gold plated
 © Standard: Gold flash all over



PART NO. T-D43-xx		CHECKED BY CY	TOLERANCES ARE .X ±0.2 .XX ± .XXX ± AWG	DESCRIP TION:					
DWG NO. T-D43-xx									
FILE NO.		DRAWING BY	UNIT / mm	SCALE 1:1	PROJECTION	AREA	REVISIONS	HK	DATE
煜倫股份有限公司									