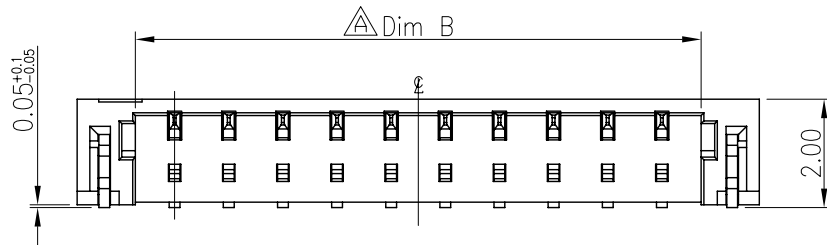
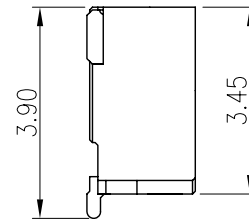
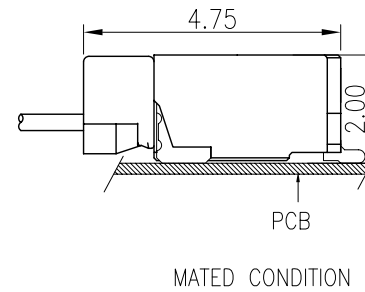
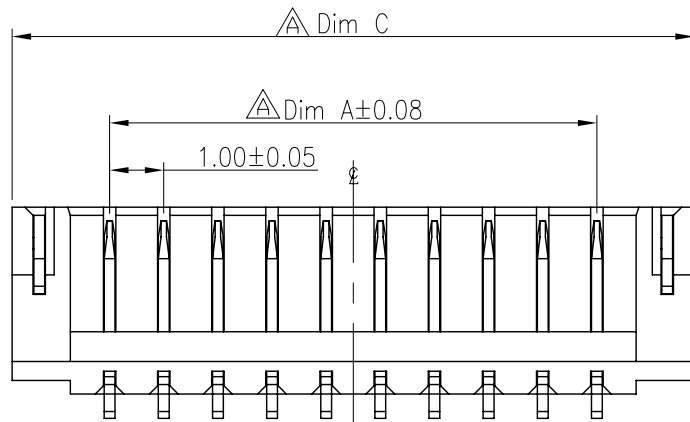


NOTES:  
 1.MATERIAL:  
 HOUSING:NYLON UL94V-0  
 TERMINAL:PHOSPER BRONZE(t=0.20)  
 FITTING NAIL:Brass(t=0.2)



RECOMMENDED PCB LAYOUT  
 (GENERAL TOLERANCES±0.05)



CKT	Dim A	Dim B	Dim C
2	1.00	2.45	4.60
3	2.00	3.45	5.60
4	3.00	4.45	6.60
5	4.00	5.45	7.60
6	5.00	6.45	8.60
7	6.00	7.45	9.60
8	7.00	8.45	10.60
9	8.00	9.45	11.60
10	9.00	10.45	12.60
11	10.00	11.45	13.60
12	11.00	12.45	14.60
13	12.00	13.45	15.60
14	13.00	14.45	16.60
15	14.00	15.45	17.60
16	15.00	16.45	18.60
17	16.00	17.45	19.60
18	17.00	18.45	20.60
19	18.00	19.45	21.60
20	19.00	20.45	22.60

RoHS Compliant

TOLERANCES ARE

**MORETHANALL**  
 PCB CONNECTORS  
 Cable ASSEMBLIES

DRAWING BY CY  
 CHECKED BY GENIUS  
 UNIT / mm SCALE 1 : 1  
 DATE

X.±  
 .X±  
 .XX±  
 .XXX±  
 ANG±

照片框

ORDER INFORMATION

SSR-W-xx-LF  
 SERIES | LEADFREE  
 02-20WAY  
 90°SMT

煜倫股份有限公司

www.morethanall.com

SIZE A4 PROJECTION

DESCRIPTION:1.0mm Pitch WTB SMT R/A TYPE