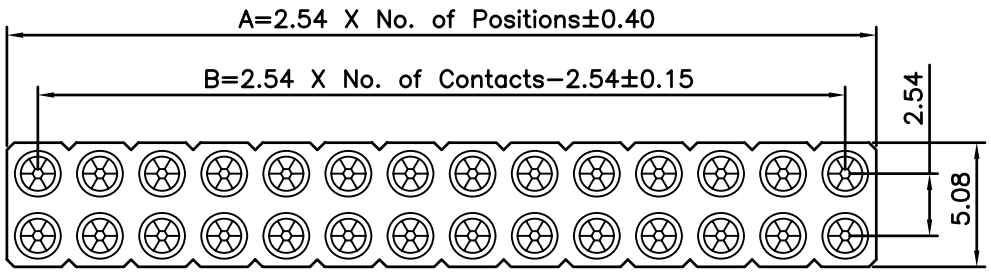

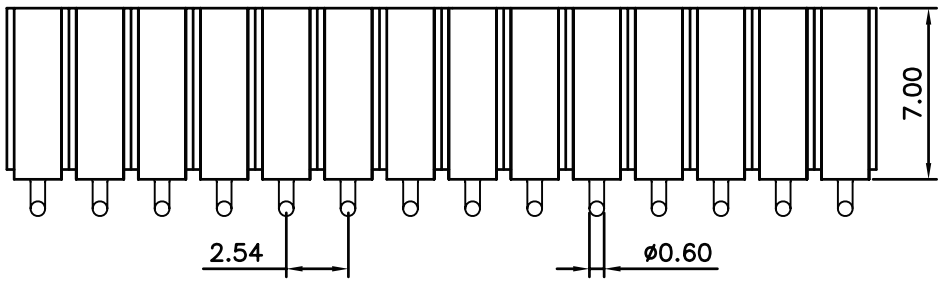

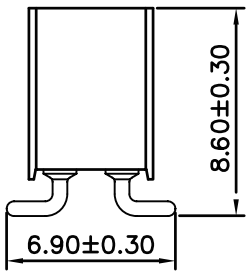

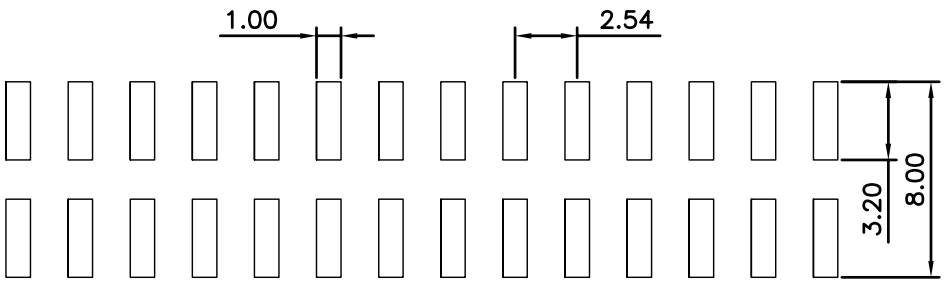

P.C.B LAYOUT

Technical Data

Material:
Pin(outer sleeve): Brass,machined CuZn38Pb2
Clip(contact 4 finger): Berylllium copper,heat treated
Plating(outer sleeve):
Tin plated:2μm/80μ"Ni, 5μm/200μ"Sn
Gold Plated:2μm/80μ"nickelfull gold
Plating(contact): 2μm/80μ"nickel, gold or Tin plated
Insulator black(housing): PPS（UL94V-0）

Electrical:
Current rating: 3Amps/contact max.
Contact resistance: ≤4mΩ/contact
Insulation resistance: ≥1000MΩ at V=100V
Operaing voltage: 60VAC/DC

Mechanical:
Average insertion force with steel pin of
□0.66mm/.026": <140g
Average withdrawal force with steel pin of
□0.66mm/.026": >25g min.
Mechanical life cycle:min.200
Operaing temperatures: Gold Plated:-55°C to+105°C
Tin plated:-40°C to+105°C
Soldering temperature: +260°C,10s max

RoHS Compliant

MORETHANALL
PCB CONNECTORS
Cable ASSEMBLIES
煜倫股份有限公司
www.morethanall.com

DRAWING BY CY		TOLERANCES ARE
CHECKED BY GENIUS		X. ±
UNIT / mm	SCALE 1 : 1	.X ±
		.XX ±
		.XXX ±
DATE		ANG ±
SIZE A4	PPOJECTION	



ORDER INFORMATION

SS-V86X-2Xxx-LF

SERIES
180°SMT
HIGH 8.6mm
NON POST
2X02:04WAY
2X40:80WAY
LEADFREE

DESCRIPTION: 2.54mmPitch Sip Sockets Double Row SMT Pin Length 10.0mm