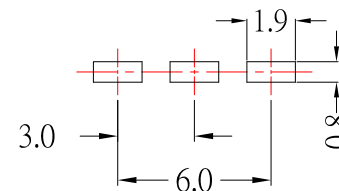
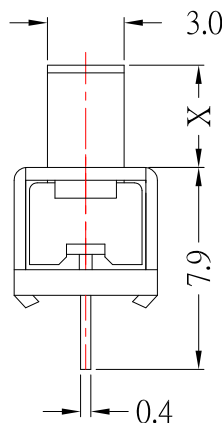
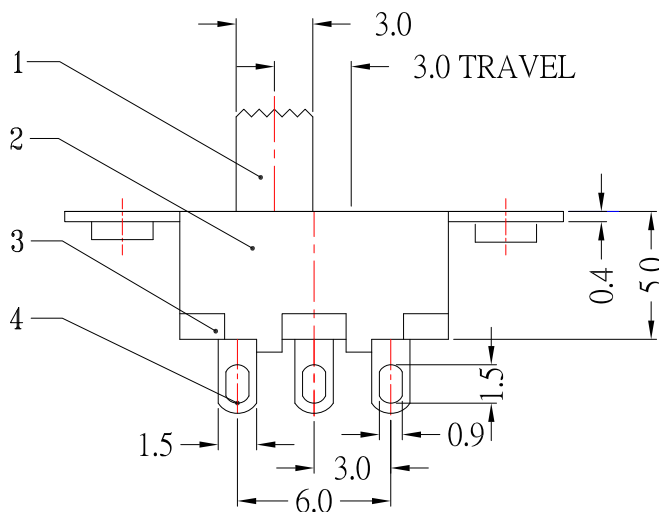


SCHEMATIC



P.C.B MOUNTING PATTERN



SPECIFICATIONS

Model No.	X(mm)
SLSW30-SPE020-1X03	2mm
SLSW30-SPE030-1X03	3mm
SLSW30-SPE040-1X03	4mm
SLSW30-SPE050-1X03	5mm
SLSW30-SPE060-1X03	6mm
SLSW30-SPE070-1X03	7mm
SLSW30-SPE080-1X03	8mm
SLSW30-SPE090-1X03	9mm

Rating	DC 50V 0.3A
Circuit	1P - 2T
Timing	Non - Shorting
Contact Resistance	200mΩ Max.
Insulation Resistance	100MΩ Min.
Operating Force	180gf ±80gf
Operating Life (cycle)	10,000 Min.

NO.	DESCRIPTION	QTY	MATERIAL	REMARK
6	SPRING	1	SUS	Natural
5	CONTACT	1	BRASS	Ag-Plated
4	TERMINAL	3	BRASS	Ag-Plated
3	BASE	1	PHENOLIC RESIN	Natural
2	FRAME	1	SPCC	Ni-Plated
1	KNOB	1	POM	Black

RoHS Compliant

TOLERANCES ARE

MORETHANALL
PCB CONNECTORS
Cable ASSEMBLIES

煜倫股份有限公司

www.morethanall.com

DRAWING BY CY

CHECKED BY GENIUS

UNIT / mm

SCALE 1 : 1

DATE

SIZE A4

PJECTION

Up to 5 ±0.2
Above 5 ~ 15 ±0.3
Above 15 ~ 30 ±0.4
Above 30 ~ 50 ±0.5
Angle ±0.3°

照片框

ORDER INFORMATION

SLSW30-SPExxx-1X03-LF

SERIES

LEADFREE

03 WAY

Q20:2mm KNOB LENGTH

Q90:9mm KNOB LENGTH

SOLDER

PANEL

DESCRIPTION: SWITCH