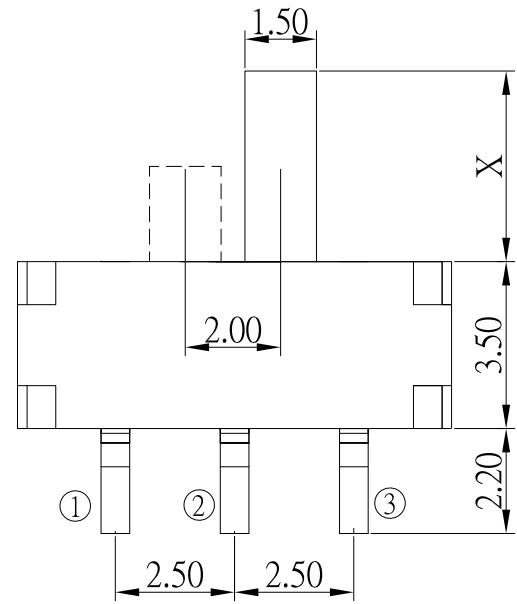
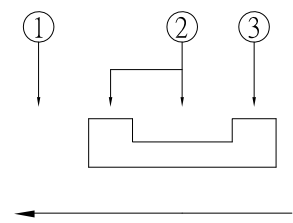


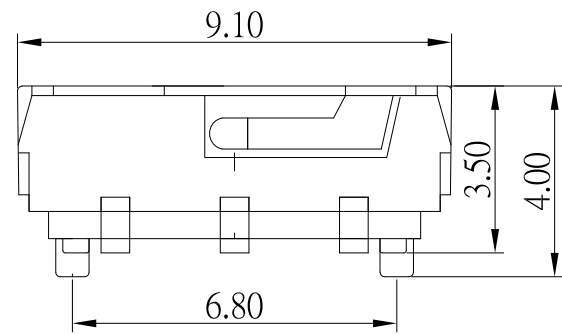
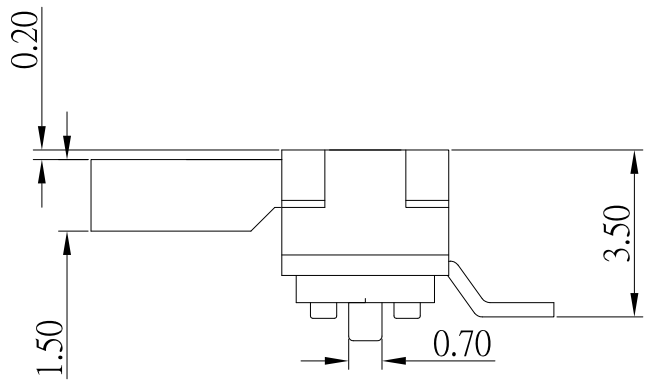
P.C.B LAND PATTERN



X (mm)
2.0
4.0



CIRCUIT DIAGRAM



SPECIFICATIONS

Rating	0.3A 6V DC
Insulation Resistance	100MΩ Min.
Dielectric Withstanding Voltage	AC 250 V(50Hz)1min
Contact Resistance	100mΩ Max.
Operating Force	200 ± 50gf
Operating Life	10,000 cycles

E	TERMINAL	3	PHOSPHOR BRONZE	Ag plated
D	CLIP	2	BEUC	Ag plated
C	COVER	1	SUS	
B	CASE	1	PA6T	Black
A	SLIDER	1	PA46	Black
NO.	DESCRIPTION	QTY	MATERIAL	PLATING

RoHS Compliant

TOLERANCES ARE

Up to 5	±0.2
Above 5 ~ 15	±0.3
Above 15 ~ 30	±0.4
Above 30 ~ 50	±0.5
Angle	±0.3°



ORDER INFORMATION

SLSW25-WPxxx-1X03-LF  
 SERIES | LEADFREE  
 03 WAY  
 020:HANDLE HIGH 2.0mm  
 040:HANDLE HIGH 4.0mm  
 POST  
 180°SMT

**MORETHANALL**  
 PCB CONNECTORS  
 Cable ASSEMBLIES  
 煜倫股份有限公司  
 www.morethanall.com

DRAWING BY CY	
CHECKED BY GENIUS	
UNIT / mm	SCALE 1 : 1
DATE	
SIZE A4	P PROJECTION

DESCRIPTION: SMT SLIDE SWITCH