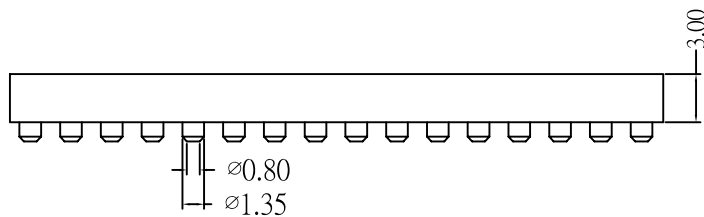
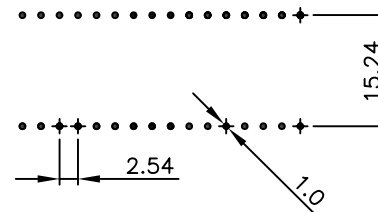


No. of Positions	DIM"A"	DIM"B"
24	30.48	27.94
28	35.56	33.02
32	40.64	38.10
40	50.80	48.26
48	60.96	58.42



P.C.B. Layout



MATERIAL & FINISH

- * Contact: Beryllium Copper (BeCu)
- * Sleeve: Brass

Plating: G=Gold Plated
T=Tin Plated

- * Insulator: IC Socket=PPS
- * Insertion Standard Force: Average 300 GR
- * Extraction Standard Test: Average 60 GR
- * Resist to Soldering Heat: Max. 120~130°C, 5 Sec.
- * Current Rating: 1A
- * Operating Humidity Range: Annual mean 75%
- * Contact Resistance : 10 Milliohm
- * Insulator Resistance : 5000 Mege Ohm at 500 VDC
- * Dielectric Strength : 1000 VRMS Min
- * Rated Voltage : 100 VRMS / 150VDC
- * Temperature: - 55°C TO + 240°C

RoHS Compliant

TOLERANCES ARE

MORETHANALL
PCB CONNECTORS
Cable ASSEMBLIES

DRAWING BY CY

CHECKED BY GENIUS

UNIT / mm


SCALE 1 : 1

DATE

SIZE A4

P PROJECTION

X, ±
.X ±
.XX ±
.XXX ±
ANG ±



ORDER INFORMATION

SICP-V06x-xx-LF

SERIES | | | LEADFREE
24~48 WAY
G: GOLD
T: TIN
180°SMT SPACING 15.24mm

煜倫股份有限公司

www.morethanall.com

DESCRIPTION: