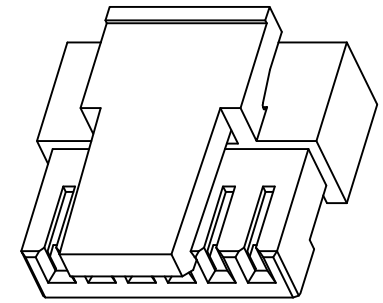
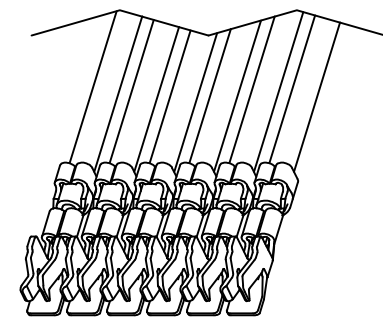
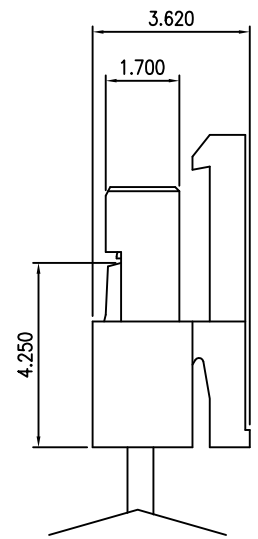
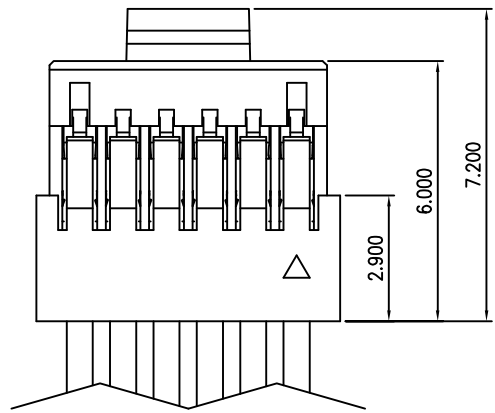


NOTES:
 1. UNLESS OTHERWISE SPECIFIED, ALL TOLERANCES FOLLOW DRAWING COMMON STANDARD.
 2. MATERIAL OF COMPONENTS :
 INSULATORHIGH TEMP. PLASTIC ,UL94 V-0
 TERMINALCOPPER ALLOY



EXPLODED DRAWING

06	7.00	5.00	6.40
POS.	DIM. A	DIM. B	DIM. C



2	TERMINAL	POS.	COPPER ALLOY	TIN(MATTE) 120~200μ" OVER ALL, NICKEL 50μ" MIN. UNDER-PLATING.
1	INSULATOR	1	HIGH TEMP. PLASTIC ,UL94 V-0	
NO.	DESCRIPTION	QTY.	MATERIAL	FINISH

SHS-HL-06-LF
 LEADFREE
 RoHS Compliant

	PART NO. SHS-HL-06		TOLERANCES ARE X. ± .X ± 0.35 .XX ± 0.25 .XXX ± 0.15 ANG	DESCRIPTION: WIRE TO BOARD PITCH 1.00mm PLUG, LOCK TYPE
	DWG NO. SHS-HL-06			
焯倫股份有限公司	FILE NO.		DRAWING BY	AREA REVISIONS DATE
	UNIT / mm	SCALE 1:1	PROJECTION	