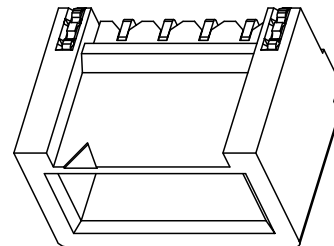
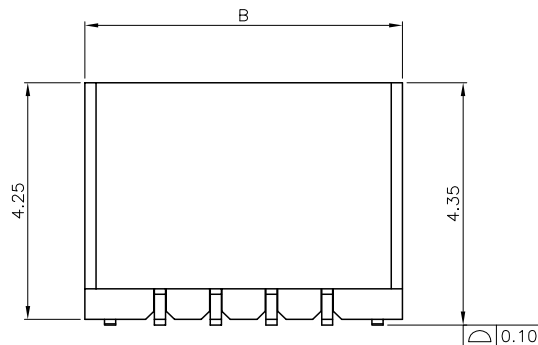

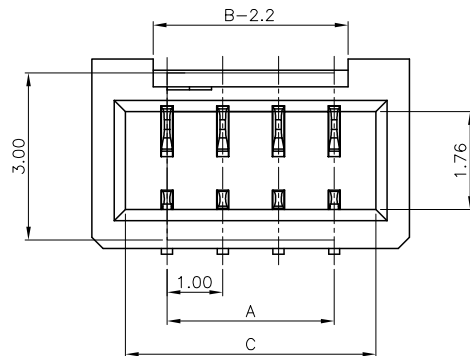


RECOMMENDED PCB LAYOUT
GENERAL TOLERANCE ± 0.05



NOTES:

1. MATERIAL:
 - 1.1 HOUSING: THERMOPLASTIC, HIGH TEMP., UL94V-0; COLOR:NATURAL.
 - 1.2 CONTACT: COPPER ALLOY
 - 1.3 FITTING NAIL: COPPER ALLOY
2. FINISH:
 - 2.1 CONTACT: 50~100u" NICKEL UNDERPLATING OVERALL. N:90~120u" MATT TIN PLATING ON SOLDER TAILS,
 - 2.2 FITTING NAIL: 50~100u" NICKEL UNDERPLATING OVERALL. N:90~120u" MATT TIN PLATING ON SOLDER TAILS,
3. REFLOW SOLDER CAPABLE TO 260°C PER

CKT	A	B	C	D
003	2.0	4.70	3.50	3.90
004	3.0	5.70	4.50	4.90
005	4.0	6.70	5.50	5.90
006	5.0	7.70	6.50	6.90
007	6.0	8.70	7.50	7.90
008	7.0	9.70	8.50	8.90
012	11.0	13.70	12.50	12.90

RoHS Compliant

TOLERANCES ARE

MORETHANALL
PCB CONNECTORS
Cable ASSEMBLIES

DRAWING BY CY

X. ± 0.50

CHECKED BY GENIUS

.X ± 0.25

UNIT / mm

SCALE 1 : 1

.XX ± 0.15

DATE

.XXX ± 0.10

ANG $\pm 2^\circ$

SIZE A4

PJECTION

照片框

ORDER INFORMATION

SH1-V-xx-LF
SERIES | T LEADFREE
03~12 WAY
180° SMT

煜倫股份有限公司

www.morethanall.com

DESCRIPTION:1.0mm WTB CONN. SMT S/T S/R TYPE