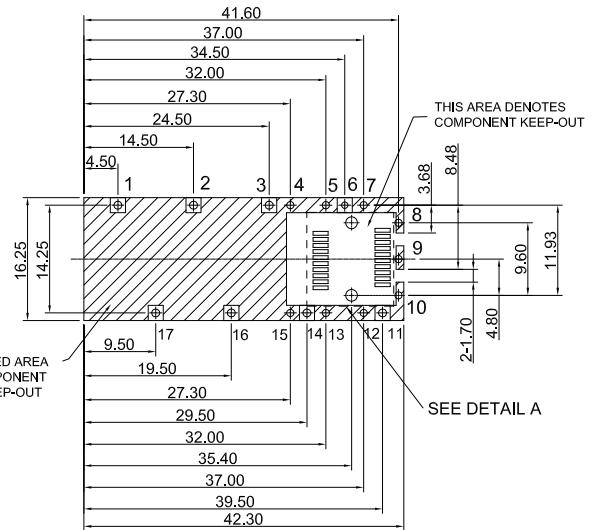


BEZEL

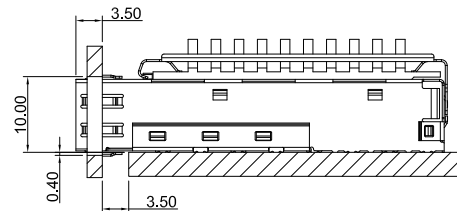
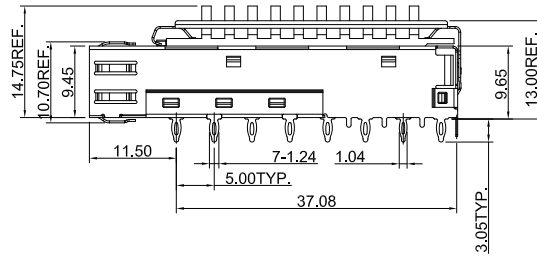
RECOMMENDED BEZEL THICKNESS:0.80~2.60mm



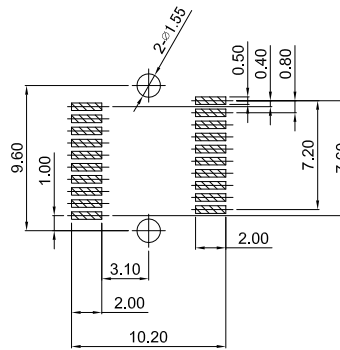
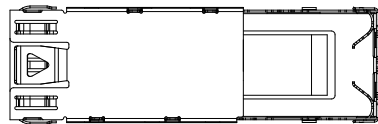
RECOMMENDED PCB LAYOUT (COMPONENT SIDE)  
RECOMMENDED MINIMUM PCB THICKNESS:1.50mm

NOTE:

- 1,2,3,11,14,16,17#孔直径为1.05mm;
- 4,5,7,8,9,10,12,13,15#孔直径为0.95mm;
- 6#孔直径为0.85mm;



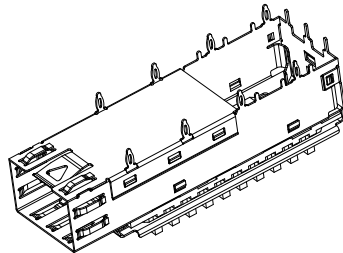
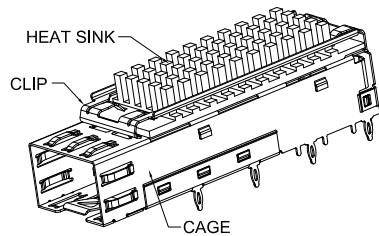
BEZEL OPENING  
BELOW TOP OF PCB



DETAIL A(SCALE 2:1)

NOTES:

- 1.CAGE: COPPER ALLOY THICKNESS:0.25mm
- 2.HEAT SINK: ALUMINUM.
- 3.CLIP: STAINLESS STEEL.



RoHS Compliant

TOLERANCES ARE

**MORETHANALL**  
PCB CONNECTORS  
Cable ASSEMBLIES

DRAWING BY CY

CHECKED BY GENIUS

UNIT / mm

SCALE 1 : 1

DATE

SIZE A4

PJECTION

Up to 5 ±0.2  
Above 5~15 ±0.3  
Above 15~30 ±0.4  
Above 30~50 ±0.5  
Angle ±0.3°

照片框

ORDER INFORMATION

SFP-SCQHS14-20-LF  
SERIES | | | | LEADFREE  
20 WAY  
HIGH 14.75mm  
HEAT SINK  
FEMALE 90° PRESS FIT  
CAGE

DESCRIPTION: SFP 1X1 Press-fit heat sink type

煜倫股份有限公司

www.morethanall.com